



Club Health Assessment for District 2 T1 through December 2024

			Status	Membership							Reports					Finance		LCIF
Club Number	Club Name	Charter Date		Current Member Count	YTD Members Added	YTD Members Dropped	YTD Net Growth	YTD Net Growth%	Member Count 12 Months Ago	Avg. length of service for dropped members	Months Since Last MMR ***	Yrs. Since Last Officer Report	President Rotation	Vice President Reported ****	Months Since Last Activity Report ***	Account Balance	Donations for current Fiscal Year	
			Number of times on status quo within last two years	If below 15 members appears				If net loss is greater than 20% appears			If no report in 3 months appears in	When more than one year appears in	Number of repeat terms	Notes the officers that do not have an active	If no report at 12 months appears in red			
Clubs less than two years old																		
156363	West Plains	10/10/2023	Active	34	4	6	-2	-5.56%	30	1	0			VP	0	90+ Days	\$280.00	
Clubs more than two years old																		
627	ADRIAN	09/25/1958	Active	7	0	0	0	0.00%	7		10		4	P,M,VP,SC	N/R			
140661	Amarillo Community	01/16/2020	Active	27	0	1	-1	-3.57%	29	2	3			N	M,SC	3		
628	AMARILLO DOWNTOWN	09/20/1919	Active	72	4	6	-2	-2.70%	59	2	0			N	M,SC	0		
Exc Award (06/30/2018)																		
148903	Amarillo El Barrio	12/01/2021	Active(2)	11	1	9	-8	-42.11%	19	3	0			N	S,M,SC	1		
43701	AMARILLO LAKE TANGLEWOOD	04/19/1984	Active	45	1	2	-1	-2.17%	41	1	4			N	M,SC	5	\$935.00	
Exc Award (06/30/2022, 06/30/2024)																		
49791	AMARILLO LONESTAR	08/03/1989	Active	16	0	0	0	0.00%	17		5			N	P,M,VP,SC	24+	\$80.00	
629	AMARILLO NORTH	06/21/1954	Active	7	0	2	-2	-22.22%	9	38	0			IP	M,SC	20		
149603	Amarillo River Falls	01/21/2022	Active	13	0	0	0	0.00%	30		6		2	R	M,SC	N/A		
635	AMARILLO TASCOSA	10/23/1968	Active	0	0	11	-11	-100.00%	12	23	0		None		P,S,T,M,VP SC	24+	\$55.00	
129083	Booker	10/25/2016	Active	19	5	2	3	18.75%	16	8	4		None		P,M,VP,SC	N/R		
125262	Borger	06/24/2015	Active(1)	9	0	0	0	0.00%	9		19		4	R	M,SC	24+		
639	CANADIAN	08/13/1948	Active	8	0	0	0	0.00%	11		6		2	R	M,SC	19	\$40.00	
640	CANYON	05/02/1940	Active	228	15	16	-1	-0.44%	236	9	0			N	SC	0	\$1,145.00	
Exc Award (06/30/2022, 06/30/2023, 06/30/2024)																		
643	CLARENDON	10/17/1922	Active	41	4	1	3	7.89%	43	2	0			N	M,VP	24+		
Exc Award (06/30/2021, 06/30/2022)																		
43971	DARROUZETT	06/06/1984	Active	16	0	0	0	0.00%	16		9			R	M,VP,SC	16		
649	DIMMITT	04/22/1930	Active(1)	17	0	0	0	0.00%	18		6		3	R	M,SC	24+	\$85.00	
651	DUMAS NOON	08/27/1930	Active	210	31	44	-13	-5.83%	217	6	0			N	SC	24+	90+ Days \$2,115.00	
47218	FOLLETT	04/20/1987	Active	13	0	2	-2	-13.33%	15	8	0		11	R	M,VP,SC	8		
657	FRIONA NOON	04/25/1968	Active(1)	20	0	0	0	0.00%	20		19		3	R	T,M,VP,SC	24+		



Club Health Assessment for District 2 T1 through December 2024

Club Number	Club Name	Charter Date	Status	Membership							Reports					Finance	LCIF
				Current Member Count	YTD Members Added	YTD Members Dropped	YTD Net Growth	YTD Net Growth%	Member Count 12 Months Ago	Avg. length of service for dropped members	Months Since Last MMR ***	Yrs. Since Last Officer Report	President Rotation	Vice President Reported ****	Months Since Last Activity Report ***	Account Balance	Donations for current Fiscal Year
			Number of times on status quo within last two years	If below 15 members appears				If net loss is greater than 20% appears			If no report in 3 months appears	When more than one year appears in	Number of repeat terms	Notes the officers that do not have an active	If no report at 12 months appears in red		
659	GROOM	04/24/1946	Active	21	0	1	-1	-4.55%	21	2	4		3	R	M,SC	4	
660	GRUVER	06/10/1954	Active	22	0	0	0	0.00%	22		4		2		P,M,VP,SC	N/R	\$110.00
664	HEDLEY	04/28/1942	Active	10	2	6	-4	-28.57%	14	4	0		6		M,VP,SC	24+	
665	HEREFORD	09/28/1928	Active	75	7	3	4	5.63%	75	3	1			N	M,SC	24+	90+ Days
675	MEMPHIS	05/04/1942	Active	17	0	1	-1	-5.56%	19	17	5			N	P,M,SC	24+	
681	PAMPA	04/22/1927	Active	22	4	6	-2	-8.33%	22	3	0		2	N		24+	
683	PANHANDLE	09/08/1929	Active	10	0	1	-1	-9.09%	10	17	0		2	R	M,SC	15	
142628	Panhandle Plains Kids Count	08/31/2020	Active(1)	25	3	1	2	8.70%	23	4	1			N	M,SC	N/A	
684	PERRYTON	06/20/1928	Active	46	5	6	-1	-2.13%	44	8	1			N	M,SC	3	90+ Days
688	QUITAQUE	04/12/1948	Active(1)	14	0	0	0	0.00%	14		1		2		M,VP,SC	N/R	
696	STRATFORD	02/27/1946	Active	17	0	2	-2	-10.53%	19	38	0			N	P,M,VP,SC	N/R	
698	SUNRAY	04/16/1957	Active	28	1	1	0	0.00%	27	2	0			N	SC	24	
702	WELLINGTON	11/16/1970	Active	29	0	1	-1	-3.33%	25	16	3			N	SC	4	\$150.00
703	WHEELER	06/25/1971	Active	15	0	0	0	0.00%	15		6		4		P,M,VP,SC	24+	\$75.00
704	WHITE DEER	02/22/1946	Active	12	0	0	0	0.00%	13		7			N	M,SC	N/R	\$120.00

Clubs Cancelled Previous Fiscal Year – Clubs Cancelled within last 12 months may be reinstated

Club Number	Club Name	Charter Date	Current Status*	Cancellation Date
695	SPEARMAN	06/21/1928	Cancelled(8*)	06/29/2024

Current Total Clubs Count	YTD New Clubs Count	YTD Cancelled Clubs Count	YTD Net Club Gain	Current Total Members Count	YTD Add	YTD Drop	YTD Net Growth	YTD Net Growth %	Member Count 12 Months Ago	Average Member Count Per Club	% of Clubs with less than 20 members	% No MMR in 3 Months	% No Officer Report in 12 Months	% of Clubs with balance 90+ days	Number of Clubs in Status Quo	% Status Quo Clubs in Financial Suspension	Number of Cancelled Clubs	Average Cancelled Club Age	Members Lost Due to Cancellation	% of Clubs Cancelled for Non-Financial Reasons
35	0	0	0	1,176	87	131	-44	-3.61%	1,217	34	54%	49%	0%	11%	0	0%	0	0	0	0%



Club Health Assessment for District 2 T1 through December 2024

			Status	Membership							Reports					Finance	LCIF
Club Number	Club Name	Charter Date		Current Member Count	YTD Members Added	YTD Members Dropped	YTD Net Growth	YTD Net Growth%	Member Count 12 Months Ago	Avg. length of service for dropped members	Months Since Last MMR ***	Yrs. Since Last Officer Report	President Rotation	Vice President Reported ****	Months Since Last Activity Report ***	Account Balance	Donations for current Fiscal Year
			Number of times on status quo within last two years	If below 15 members appears				If net loss is greater than 20% appears			If no report in 3 months appears in	When more than one year appears in	Number of repeat terms	Notes the officers that do not have an active	If no report at 12 months appears in red		

* - P - Priority Club. Cancellation Reasons: 1-Objectives/conduct, 2-Non-active club, 5-Non-existing club, 6-Disbanding, 7-Merger, 8-Financial Suspension, 9-District/Multiple District Dues.
** - Abbreviation: P-President, S-Secretary, T-Treasurer, M-Member Chairperson, VP-First Vice President, MC-Communications Chairperson, SC-Service Chairperson
*** - Abbreviation: N/R - Never reported using the Lions Clubs website, N/A - Not applicable, No password registered for the Lions Clubs website.
**** - Abbreviation: N - New, IP - Immediate Past, R - Repeat.



Club Health Assessment for District 2 T2 through December 2024

Club Number	Club Name	Charter Date	Status	Membership							Reports					Finance	LCIF
				Current Member Count	YTD Members Added	YTD Members Dropped	YTD Net Growth	YTD Net Growth%	Member Count 12 Months Ago	Avg. length of service for dropped members	Months Since Last MMR ***	Yrs. Since Last Officer Report	President Rotation	Vice President Reported ****	Months Since Last Activity Report ***	Account Balance	Donations for current Fiscal Year
			Number of times on status quo within last two years	If below 15 members appears				If net loss is greater than 20% appears			If no report in 3 months appears in	When more than one year appears in	Number of repeat terms	Notes the officers that do not have an active	If no report at 12 months appears in red		
Clubs more than two years old																	
128977	Brownfield Noon Exc Award (06/30/2024)	10/04/2016	Active	40	5	5	0	0.00%	37	4	1		2	N	M,SC	0	\$500.00
713	COTTON CENTER	02/15/1960	Active	16	0	0	0	0.00%	16		4		4		S,T,M,VP,SC	24+	\$50.00
714	CROSBYTON	01/25/1937	Active	28	1	2	-1	-3.45%	23	48	0				M,VP,SC	24+	\$50.00
716	EARTH	06/02/1947	Active	15	0	0	0	0.00%	15		9			N	P,M,VP	0	\$50.00
718	FLOYDADA	06/28/1946	Active	14	0	1	-1	-6.67%	17	1	0			N	M,SC	24+	\$50.00
719	HALE CENTER	01/14/1946	Active	9	0	2	-2	-18.18%	13	31	1				M,VP,SC	1	\$50.00
134656	Idalou	04/30/2018	Active(2)	20	0	0	0	0.00%	23		4		3		M,VP,SC	24+	\$50.00
722	JAYTON	11/02/1967	Active	20	2	4	-2	-9.09%	22	3	1			N	M,VP,SC	24+	\$58.00
727	LEVELLAND	11/14/1938	Active(2)	40	0	0	0	0.00%	39		6			N	SC	24+	
34598	LEVELLAND EVENING	11/21/1977	Active	6	0	0	0	0.00%	6		4		6		P,M,VP,SC	24+	\$18.00
730	LITTLEFIELD EARLY RISERS Exc Award (06/30/2022)	07/23/1973	Active	19	0	0	0	0.00%	21		4				T,M,VP,SC	24+	
733	LORENZO	03/15/1945	Active	14	0	0	0	0.00%	13		4		4		P,M,VP,SC	24+	
734	LUBBOCK Exc Award (06/30/2016)	07/29/1929	Active	228	12	12	0	0.00%	234	13	0		2	R	SC	0	\$920.00
735	LUBBOCK HUB Exc Award (06/30/2017)	02/22/1954	Active	8	0	0	0	0.00%	8		4		4		M,VP,SC	24+	
136443	Lubbock Llano	09/18/2018	Active	24	1	0	1	4.35%	22		1		2	N	M,SC	1	
737	LUBBOCK REDBUD SQUARE	03/20/1969	Active	27	2	1	1	3.85%	27	17	3			R	M,VP,SC	0	90+ Days
740	LUBBOCK SOUTH PLAINS Exc Award (06/30/2023)	03/02/1951	Active	48	6	5	1	2.13%	48	19	2			N		3	\$410.00
741	MORTON Exc Award (06/30/2016)	09/29/1938	Active(2)	21	0	1	-1	-4.55%	20	9	0				M,VP,SC	12	
673	MOTLEY COUNTY	09/25/1928	Active(1)	18	0	0	0	0.00%	18		4		2		M,VP,SC	24+	
125444	Muleshoe	07/23/2015	Active(1)	7	0	4	-4	-36.36%	11	7	4		3		P,M,VP,SC	24+	



Club Health Assessment for District 2 T2 through December 2024

			Status		Membership						Reports						Finance		LCIF	
Club Number	Club Name	Charter Date		Current Member Count	YTD Members Added	YTD Members Dropped	YTD Net Growth	YTD Net Growth%	Member Count 12 Months Ago	Avg. length of service for dropped members	Months Since Last MMR ***	Yrs. Since Last Officer Report	President Rotation	Vice President Reported ****	Months Since Last Activity Report ***	Account Balance	Donations for current Fiscal Year			
			Number of times on status quo within last two years	If below 15 members appears				If net loss is greater than 20% appears			If no report in 3 months appears in	When more than one year appears in	Number of repeat terms		Notes the officers that do not have an active	If no report at 12 months appears in red				
119406	OLTON	05/17/2013	Active	11	0	0	0	0.00%	0		4		2		P,T,M,VP,SC	24+	90+ Days	\$430.00		
748	PLAINVIEW	10/21/1929	Active	87	10	12	-2	-2.25%	93	7	0			N	M,SC	0				
Exc Award (06/30/2022)																				
33504	PLAINVIEW BREAKFAST	03/24/1977	Active	8	1	0	1	14.29%	8		2			N	M,SC	3				
751	RALLS	03/06/1953	Active	10	0	0	0	0.00%	10		65		2		P,M,VP,SC	N/R				
752	ROBY	03/21/1941	Active	17	5	0	5	41.67%	13		1			IP	SC	2				
Exc Award (06/30/2019, 06/30/2024)																				
753	ROPESVILLE	03/26/1953	Active(1)	49	2	5	-3	-5.77%	52	10	2		2	R	SC	24+				
754	ROTAN	07/08/1947	Active	2	0	1	-1	-33.33%	3	58	1		7		M,VP,SC	7				
756	SEMINOLE	07/10/1940	Active	26	2	3	-1	-3.70%	25	2	3				P,T,M,VP,SC	24+				
758	SHALLOWATER	03/30/1954	Active	35	2	2	0	0.00%	30	40	1			N	P,M,SC	2				
759	SLATON	01/19/1960	Active	21	1	4	-3	-12.50%	23	6	0		2	R	M,SC	N/R				
760	SNYDER	08/19/1924	Active	68	8	6	2	3.03%	69	4	0			N		2	\$1,603.00			
769	WHITHARRAL	01/23/1958	Active	26	0	0	0	0.00%	26		4		6		P,M,VP,SC	24+				
61488	WOLFFORTH	02/08/1999	P- Active	0	0	0	0	0.00%	0		13	1	None		P,S,T,M,VP SC	24+				
Current Total Clubs Count	YTD New Clubs Count	YTD Cancelled Clubs Count	YTD Net Club Gain	Current Total Members Count	YTD Add	YTD Drop	YTD Net Growth	YTD Net Growth %	Member Count 12 Months Ago	Average Member Count Per Club	% of Clubs with less than 20 members	% No MMR in 3 Months	% No Officer Report in 12 Months	% of Clubs with balance 90+ days	Number of Clubs in Status Quo	% Status Quo Clubs in Financial Suspension	Number of Cancelled Clubs	Average Cancelled Club Age	Members Lost Due to Cancellation	% of Clubs Cancelled for Non-Financial Reasons
33	0	0	0	982	60	70	-10	-1.01%	985	30	48%	48%	3%	6%	0	0%	0	0	0	0%

* - P - Priority Club. Cancellation Reasons: 1-Objectives/conduct, 2-Non-active club, 5-Non-existing club, 6-Disbanding, 7-Merger, 8-Financial Suspension, 9-District/Multiple District Dues.

** - Abbreviation: P-President, S-Secretary, T-Treasurer, M-Member Chairperson, VP-First Vice President, MC-Communications Chairperson, SC-Service Chairperson

*** - Abbreviation: N/R - Never reported using the Lions Clubs website, N/A - Not applicable, No password registered for the Lions Clubs website.

**** - Abbreviation: N - New, IP - Immediate Past, R - Repeat.




Club Health Assessment for District 2 T3 through December 2024

			Status	Membership							Reports					Finance	LCIF
Club Number	Club Name	Charter Date		Current Member Count	YTD Members Added	YTD Members Dropped	YTD Net Growth	YTD Net Growth%	Member Count 12 Months Ago	Avg. length of service for dropped members	Months Since Last MMR ***	Yrs. Since Last Officer Report	President Rotation	Vice President Reported ****	Months Since Last Activity Report ***	Account Balance	Donations for current Fiscal Year
			Number of times on status quo within last two years	If below 15 members appears				If net loss is greater than 20% appears			If no report in 3 months appears in	When more than one year appears in	Number of repeat terms	Notes the officers that do not have an active	If no report at 12 months appears in red		
Clubs less than two years old																	
157887	Clint Pecan Valley	05/17/2024	Active	20	0	0	0	0.00%	0		4		2	M,VP,SC	N/R		
157204	El Paso Desert Star	02/05/2024	Active	23	4	10	-6	-20.69%	0	1	0		2	R M,SC	0		
Exc Award (06/30/2024)																	
155827	Presidio del Norte	09/29/2023	Active(2)	20	0	0	0	0.00%	20		2		N	M,SC	N/R		
Clubs more than two years old																	
772	ALPINE	09/24/1941	Active	31	4	0	4	14.81%	27		2		N		1		
774	ANDREWS DOWNTOWN	10/14/1941	Active	42	1	5	-4	-8.70%	46	2	3		N	SC	4		\$1,226.00
779	CRANE NOON	10/22/1940	Active	11	1	0	1	10.00%	10		5		N	T,M,SC	N/R		
132327	El Paso Centennial	07/27/2017	Active	29	4	0	4	16.00%	27		1		2	N	0		\$730.00
Exc Award (06/30/2018, 06/30/2021)																	
787	EL PASO DEL NORTE	11/16/1954	Active	17	0	0	0	0.00%	18		8		IP	M,SC	5		
786	EL PASO DOWNTOWN	05/10/1923	Active	27	0	2	-2	-6.90%	34	9	4		N	M	1		\$1,000.00
Exc Award (06/30/2021, 06/30/2022)																	
120555	El Paso Executive Women	10/14/2013	Active	63	2	1	1	1.61%	66	1	2		R	T	5		\$314.00
Exc Award (06/30/2021)																	
789	EL PASO FIVE POINTS	02/16/1945	Active	61	13	1	12	24.49%	42	10	0		N		0		\$50.00
794	EL PASO MOUNTAIN	12/18/1973	Active	3	0	0	0	0.00%	3		12		8	R P,M	24+		
796	EL PASO SUN CITY	09/27/1969	Active	6	0	0	0	0.00%	7		0		2	N VP,SC	9		
788	EL PASO UNITED	10/29/1952	Active	11	0	0	0	0.00%	13		8		2	R P,VP,SC	1		\$900.00
778	EL PASO UPPER VALLEY	01/18/1956	Active	12	0	0	0	0.00%	9		0		3	N M	10		
43447	FORT DAVIS	02/02/1984	Active(1)	13	2	0	2	18.18%	13		2		3	M,VP,SC	24+		
799	FORT STOCKTON	04/26/1928	Active	31	0	3	-3	-8.82%	32	2	0		N	M,SC	5		
Exc Award (06/30/2023, 06/30/2024)																	
122079	HEROES OF EL PASO	05/14/2014	Active	17	2	2	0	0.00%	13	3	3			M,VP	1		\$51.00
Exc Award (06/30/2023)																	
98910	HORIZON CITY EASTLAKE	03/26/2007	Active(2)	4	0	0	0	0.00%	5		9	2	None	P,S,T,M,VP SC	24+		



Club Health Assessment for District 2 T3 through December 2024

			Status	Membership						Reports					Finance		LCIF
Club Number	Club Name	Charter Date		Current Member Count	YTD Members Added	YTD Members Dropped	YTD Net Growth	YTD Net Growth%	Member Count 12 Months Ago	Avg. length of service for dropped members	Months Since Last MMR ***	Yrs. Since Last Officer Report	President Rotation	Vice President Reported ****	Months Since Last Activity Report ***	Account Balance	Donations for current Fiscal Year
			Number of times on status quo within last two years	If below 15 members appears				If net loss is greater than 20% appears			If no report in 3 months appears in	When more than one year appears in	Number of repeat terms	Notes the officers that do not have an active	If no report at 12 months appears in red		
805	IRAAN	06/12/1934	Active	8	1	0	1	14.29%	7		2		4	M,VP,SC	1		
806	KERMIT DOWNTOWN	08/21/1936	Active(1)	10	0	0	0	0.00%	12		2			P,M,VP,SC	24+		
131526	Marfa	06/22/2017	Active(3)	8	0	0	0	0.00%	8		19	3	None	P,S,T,M,VP SC	24+		
811	MC CAMEY	03/14/1928	Active(1)	19	0	2	-2	-9.52%	21	1	1		14	R	3		
813	MONAHANS	01/14/1942	Active	31	0	0	0	0.00%	30		4			M,VP	1		
Exc Award (06/30/2021)																	
48995	ODESSA ANTE MERIDIAN	11/09/1988	Active	9	0	0	0	0.00%	8		0	1	None	P,S,T,M,VP SC	10		
814	ODESSA BASIN	02/03/1958	Active(1)	7	0	0	0	0.00%	7		13	2	None	P,S,T,M,VP SC	24+		
815	ODESSA DOWNTOWN	01/20/1936	Active	68	0	3	-3	-4.23%	67	1	3			N	0		\$5,201.00
Exc Award (06/30/2022, 06/30/2023, 06/30/20																	
146220	Odessa Falcon	06/17/2021	Active(2)	5	0	0	0	0.00%	5		6		2	S,T,M,VP,SC	N/R		
140613	Odessa Professionals	01/08/2020	Active(1)	19	0	0	0	0.00%	19		8			M,VP,SC	6		
Exc Award (06/30/2022)																	
41442	ODESSA WESTSIDE	06/18/1982	Active	8	0	0	0	0.00%	8		35		None	P,M,VP,SC	24+		
821	PECOS DOWNTOWN	06/04/1928	Active	17	0	4	-4	-19.05%	25	1	5		2	R	24+	90+ Days	
45862	SANDERSON	03/24/1986	Active	8	0	0	0	0.00%	8		2			P,M,VP,SC	24+		
58112	VAN HORN	04/18/1996	Active(1)	11	0	0	0	0.00%	7		3			N	M	14	
832	YSLETA	10/06/1941	Active	17	1	1	0	0.00%	32	2	4		2	N	SC	11	

Clubs Cancelled Previous Fiscal Year – Clubs Cancelled within last 12 months may be reinstated

Club Number	Club Name	Charter Date	Current Status*	Cancellation Date
78206	FABENS COTTON VALLEY	02/11/2004	Cancelled(8*)	06/29/2024
818	ODESSA GRANDVIEW	05/07/1968	Cancelled(6*)	09/29/2023



Club Health Assessment for District 2 T3 through December 2024

Club Number			Club Name			Charter Date			Status	Membership							Reports				Finance		LCIF	
										Current Member Count	YTD Members Added	YTD Members Dropped	YTD Net Growth	YTD Net Growth%	Member Count 12 Months Ago	Avg. length of service for dropped members	Months Since Last MMR ***	Yrs. Since Last Officer Report	President Rotation	Vice President Reported ****	Months Since Last Activity Report ***	Account Balance	Donations for current Fiscal Year	
									Number of times on status quo within last two years	If below 15 members appears			If net loss is greater than 20% appears			If no report in 3 months appears in		When more than one year appears in	Number of repeat terms	Notes the officers that do not have an active		If no report at 12 months appears in red		
Current Total Clubs Count	YTD New Clubs Count	YTD Cancelled Clubs Count	YTD Net Club Gain	Current Total Members Count	YTD Add	YTD Drop	YTD Net Growth	YTD Net %	Member Count 12 Months Ago	Average Member Count Per Club	% of Clubs with less than 20 members	% No MMR in 3 Months	% No Officer Report in 12 Months	% of Clubs with balance 90+ days	Number of Clubs in Status Quo	% Status Quo Clubs in Financial Suspension	Number of Cancelled Clubs	Average Cancelled Club Age	Members Lost Due to Cancellation	% of Clubs Cancelled for Non-Financial Reasons				
34	0	0	0	686	35	34	1	0.15%	649	20	65%	56%	12%	3%	0	0%	0	0	0	0%				

* - P - Priority Club. Cancellation Reasons: 1-Objectives/conduct, 2-Non-active club, 5-Non-existing club, 6-Disbanding, 7-Merger, 8-Financial Suspension, 9-District/Multiple District Dues.

** - Abbreviation: P-President, S-Secretary, T-Treasurer, M-Member Chairperson, VP-First Vice President, MC-Communications Chairperson, SC-Service Chairperson

*** - Abbreviation: N/R - Never reported using the Lions Clubs website, N/A - Not applicable, No password registered for the Lions Clubs website.

**** - Abbreviation: N - New, IP - Immediate Past, R - Repeat.



Club Health Assessment for District 2 E1 through December 2024

Club Number	Club Name	Charter Date	Status	Membership							Reports					Finance	LCIF
				Current Member Count	YTD Members Added	YTD Members Dropped	YTD Net Growth	YTD Net Growth%	Member Count 12 Months Ago	Avg. length of service for dropped members	Months Since Last MMR ***	Yrs. Since Last Officer Report	President Rotation	Vice President Reported ****	Months Since Last Activity Report ***	Account Balance	Donations for current Fiscal Year
			Number of times on status quo within last two years	If below 15 members appears				If net loss is greater than 20% appears			If no report in 3 months appears in	When more than one year appears in	Number of repeat terms	Notes the officers that do not have an active	If no report at 12 months red		
Clubs more than two years old																	
834	ABILENE CACTUS	10/21/1952	Active	23	0	1	-1	-4.17%	28	10	2			N	SC	1	\$48.00
	Exc Award (06/30/2021)																
836	ABILENE EVENING	03/26/1957	Active	8	0	0	0	0.00%	8		4		2	R	SC	0	\$16.00
	Exc Award (06/30/2018, 06/30/2023)																
833	ABILENE FOUNDER	03/23/1917	Active	39	0	0	0	0.00%	38		3			N	T	5	\$200.00
	Exc Award (06/30/2022, 06/30/2024)																
33003	ABILENE WYLIE	11/30/1976	Active	20	0	0	0	0.00%	20		45	1	None		P,S,T,M,VP SC	24+	
838	ALBANY	01/05/1953	Active	19	1	2	-1	-5.00%	27	11	1			N	SC	6	\$40.00
	Exc Award (06/30/2021)																
839	ANSON	06/11/1925	Active	28	0	1	-1	-3.45%	27	3	1		4	N		2	\$58.00
845	BOWIE	06/29/1928	Active	17	2	3	-1	-5.56%	19	1	0			N		0	\$50.00
	Exc Award (06/30/2022)																
846	BRECKENRIDGE	04/14/1921	Active(1)	15	0	1	-1	-6.25%	20	3	4				M,VP,SC	24+	
847	BRYSON	09/26/1946	Active	16	0	0	0	0.00%	16		5		3	R	SC	14	
849	BURKBURNETT BOOMTOWN	10/23/1969	Active	26	1	0	1	4.00%	19		1			N	P,M,SC	24+	\$50.00
851	CHILLICOTHE	06/07/1928	Active	19	1	0	1	5.56%	18		3				VP,SC	24+	\$36.00
	Exc Award (06/30/2023)																
852	CISCO	03/24/1922	Active	9	2	9	-7	-43.75%	16	19	2		2	N	M,SC	24+	90+ Days
853	CLYDE	06/22/1950	Active	3	1	1	0	0.00%	3	59	0		None		P,S,T,M,VP SC	24+	
850	COMANCHE NOON	02/03/1971	Active(1)	17	2	0	2	13.33%	16		3			N	M,VP,SC	24+	90+ Days
52082	DE LEON	10/11/1991	Active	17	0	0	0	0.00%	18		7		4	R	S,T,M,SC	24+	\$34.00
858	DUBLIN	11/28/1952	Active	13	1	1	0	0.00%	14	22	1		7	R	M,SC	24+	\$26.00
859	EASTLAND	07/07/1922	Active	20	2	1	1	5.26%	24	3	2				T,M,VP,SC	24+	
32779	EULA	10/22/1976	Active	10	0	0	0	0.00%	10		15			R	M,SC	24+	\$20.00
43310	GRAFORD	01/11/1984	Active(2)	13	9	4	5	62.50%	8	6	3			N	M,VP,SC	13	
863	GRAHAM	06/15/1928	Active	64	2	2	0	0.00%	70	22	1			N		5	\$2,130.00



Club Health Assessment for District 2 E1 through December 2024

			Status	Membership							Reports					Finance		LCIF
Club Number	Club Name	Charter Date		Current Member Count	YTD Members Added	YTD Members Dropped	YTD Net Growth	YTD Net Growth%	Member Count 12 Months Ago	Avg. length of service for dropped members	Months Since Last MMR ***	Yrs. Since Last Officer Report	President Rotation	Vice President Reported ****	Months Since Last Activity Report ***	Account Balance	Donations for current Fiscal Year	
			Number of times on status quo within last two years	If below 15 members appears				If net loss is greater than 20% appears			If no report in 3 months appears in	When more than one year appears in	Number of repeat terms		Notes the officers that do not have an active	If no report at 12 months appears in red		
Exc Award (06/30/2022)																		
864	GRAHAM EVENING	06/13/1969	Active	21	0	0	0	0.00%	21		6				VP	0		\$42.00
Exc Award (06/30/2021, 06/30/2022)																		
865	HAMLIN	08/29/1929	Active	20	0	1	-1	-4.76%	20	0	0		2	R	M,VP,SC	24+		
866	HASKELL	03/22/1928	Active(1)	10	0	2	-2	-16.67%	12	5	2		17	R	M,VP,SC	24+		
Exc Award (06/30/2021)																		
872	JACKSBORO	06/15/1928	Active	49	5	2	3	6.52%	50	21	0			N	SC	0		\$92.00
Exc Award (06/30/2021)																		
876	MERKEL	03/27/1928	Active(2)	8	1	2	-1	-11.11%	9	30	4		3		M,VP,SC	24+		
82598	MIDWESTERN STATE UNIVERSITY	06/21/2004	Active	8	0	0	0	0.00%	8		12	1	None		P,S,T,M,VP SC	24+	90+ Days	\$16.00
878	MINERAL WELLS EVENING	06/01/1967	Active(4)	5	0	1	-1	-16.67%	6	14	0		15	R	P,M,VP,SC	24+		
877	MINERAL WELLS NOON	08/10/1931	Active	54	5	1	4	8.00%	45	27	0			N	M,VP,SC	24+		\$106.00
879	MUNDAY	02/12/1953	Active	17	2	8	-6	-26.09%	23	3	0				M,VP,SC	24+		
880	NOCONA	05/11/1948	Active	14	0	0	0	0.00%	13		7				S,T,M,VP,SC	18		
881	OLNEY	05/11/1928	Active	9	0	1	-1	-10.00%	10	11	3		7		M,VP,SC	24+		\$20.00
885	RANGER	04/11/1922	Active	23	2	0	2	9.52%	19		1			N	M,SC	24+		\$42.00
888	SEYMOUR	02/17/1937	Active	18	1	3	-2	-10.00%	22	16	0			N	P,M,SC	24+		
891	STEPHENVILLE	10/13/1922	Active	51	0	0	0	0.00%	51		6				M,VP,SC	13		\$102.00
Exc Award (06/30/2021, 06/30/2022, 06/30/20)																		
61810	STEPHENVILLE EVENING	04/19/1999	Active	38	0	0	0	0.00%	38		4	1	None		P,S,T,M,VP SC	24+		\$76.00
892	STRAWN	05/03/1949	Active	10	1	0	1	11.11%	8		5		6		M,VP,SC	24+		
77858	TARLETON CAMPUS	11/25/2003	Active	8	0	0	0	0.00%	8		21	1	None		P,S,T,M,VP SC	24+		
894	VERNON	10/17/1921	Active	85	1	4	-3	-3.41%	90	31	1			N	P	6		
Exc Award (06/30/2018, 06/30/2021, 06/30/20)																		
896	WICHITA FALLS FOUNDER	10/22/1921	Active	31	2	1	1	3.33%	30	5	3		2	N	SC	3	90+ Days	
Exc Award (06/30/2024)																		




Club Health Assessment for District 2 E1 through December 2024

			Status		Membership						Reports					Finance		LCIF		
Club Number	Club Name	Charter Date			Current Member Count	YTD Members Added	YTD Members Dropped	YTD Net Growth	YTD Net Growth%	Member Count 12 Months Ago	Avg. length of service for dropped members	Months Since Last MMR ***	Yrs. Since Last Officer Report	President Rotation	Vice President Reported ****	Months Since Last Activity Report ***	Account Balance	Donations for current Fiscal Year		
			Number of times on status quo within last two years		If below 15 members appears				If net loss is greater than 20% appears			If no report in 3 months appears in	When more than one year appears in	Number of repeat terms	Notes the officers that do not have an active	If no report at 12 months appears in red				
38846	WICHITA FALLS NORTH EAST	08/29/1980	Active		3	0	0	0	0.00%	3		41		10	M,VP,SC	24+		\$6.00		
Current Total Clubs Count	YTD New Clubs Count	YTD Cancelled Clubs Count	YTD Net Club Gain	Current Total Members Count	YTD Add	YTD Drop	YTD Net Growth	YTD Net Growth %	Member Count 12 Months Ago	Average Member Count Per Club	% of Clubs with less than 20 members	% No MMR in 3 Months	% No Officer Report in 12 Months	% of Clubs with balance 90+ days	Number of Clubs in Status Quo	% Status Quo Clubs in Financial Suspension	Number of Cancelled Clubs	Average Cancelled Club Age	Members Lost Due to Cancellation	% of Clubs Cancelled for Non-Financial Reasons
40	0	0	0	878	44	52	-8	-0.90%	905	22	60%	53%	10%	10%	0	0%	0	0	0	0%

* - P - Priority Club. Cancellation Reasons: 1-Objectives/conduct, 2-Non-active club, 5-Non-existing club, 6-Disbanding, 7-Merger, 8-Financial Suspension, 9-District/Multiple District Dues.
** - Abbreviation: P-President, S-Secretary, T-Treasurer, M-Member Chairperson, VP-First Vice President, MC-Communications Chairperson, SC-Service Chairperson
*** - Abbreviation: N/R - Never reported using the Lions Clubs website, N/A - Not applicable, No password registered for the Lions Clubs website.
**** - Abbreviation: N - New, IP - Immediate Past, R - Repeat.



Club Health Assessment for District 2 E2 through December 2024

			Status	Membership							Reports					Finance	LCIF
Club Number	Club Name	Charter Date		Current Member Count	YTD Members Added	YTD Members Dropped	YTD Net Growth	YTD Net Growth%	Member Count 12 Months Ago	Avg. length of service for dropped members	Months Since Last MMR ***	Yrs. Since Last Officer Report	President Rotation	Vice President Reported ****	Months Since Last Activity Report ***	Account Balance	Donations for current Fiscal Year
			Number of times on status quo within last two years	If below 15 members appears	If net loss is greater than 20% appears						If no report in 3 months appears in	When more than one year appears in	Number of repeat terms	Notes the officers that do not have an active	If no report at 12 months appears in red		
Clubs less than two years old																	
154595	Denton - Robson Ranch	06/14/2023	Active	30	0	5	-5	-14.29%	33	2	0		5	R	M,SC	0	
Exc Award (06/30/2024)																	
Clubs more than two years old																	
899	ALEDO COMMUNITY L C	10/03/1968	Active	36	0	0	0	0.00%	36		5			IP	M,SC	0	\$72.00
901	ALVARADO	09/26/1939	Active	22	1	0	1	4.76%	20		2		2	R	SC	4	\$42.00
117210	ARGYLE	06/19/2012	Active	19	2	1	1	5.56%	35	25	1			N	M,SC	1	\$36.00
Exc Award (06/30/2021, 06/30/2022)																	
904	ARLINGTON GREATER ARLINGTON	05/31/1957	Active	35	4	0	4	12.90%	30		3			N	M,SC	3	\$310.00
63934	AZLE	01/23/2001	Active	25	0	0	0	0.00%	22		4				M,VP,SC	1	\$50.00
906	BENBROOK	01/14/1952	Active	19	0	2	-2	-9.52%	22	2	5			N	M,SC	4	\$42.00
Exc Award (06/30/2022, 06/30/2023)																	
908	BRIDGEPORT	07/03/1928	Active	38	2	9	-7	-15.56%	47	13	0				M,VP	0	\$90.00
Exc Award (06/30/2022)																	
909	BURLESON	11/19/1945	Active	50	2	7	-5	-9.09%	54	9	0			N	SC	8	90+ Days \$110.00
Exc Award (06/30/2023)																	
911	CLEBURNE	10/20/1920	Active	51	2	2	0	0.00%	51	5	0			N	SC	0	\$102.00
41446	COLLEYVILLE	06/01/1982	Active	186	8	19	-11	-5.58%	190	9	0			N	T,SC	2	\$2,446.00
Exc Award (06/30/2016, 06/30/2017, 06/30/2020)																	
64733	CROWLEY	10/29/2001	Active	18	2	1	1	5.88%	6	6	3		4	R	M,SC	7	
914	DECATUR TEXAS INC	01/14/1925	Active	55	4	5	-1	-1.79%	60	15	0			N	M,SC	0	
915	DENISON	06/01/1921	Cancelled(6*)	0	0	14	-14	-100.00%	14	18	4	1	None		P,S,T,M,VP SC	24	
916	DENTON	12/19/1928	Active	9	0	5	-5	-35.71%	14	25	4		None		P,T,M,VP,SC	24+	
Exc Award (06/30/2022)																	
917	DENTON HI NOON	02/14/1958	Active	7	0	1	-1	-12.50%	12	34	4		3	N	M,SC	5	\$16.00
53212	DENTON TRIANGLE	06/02/1992	Active	15	0	1	-1	-6.25%	16	20	0		5	R	T,SC	0	\$32.00
34158	EVERMAN	06/26/1977	Active	9	0	0	0	0.00%	8		6			N	P,S,SC	2	



Club Health Assessment for District 2 E2 through December 2024

			Status	Membership							Reports					Finance	LCIF
Club Number	Club Name	Charter Date		Current Member Count	YTD Members Added	YTD Members Dropped	YTD Net Growth	YTD Net Growth%	Member Count 12 Months Ago	Avg. length of service for dropped members	Months Since Last MMR ***	Yrs. Since Last Officer Report	President Rotation	Vice President Reported ****	Months Since Last Activity Report ***	Account Balance	Donations for current Fiscal Year
			Number of times on status quo within last two years	If below 15 members appears				If net loss is greater than 20% appears			If no report in 3 months appears in	When more than one year appears in	Number of repeat terms	Notes the officers that do not have an active	If no report at 12 months appears in red		
131368	Flower Mound Irving Indian Centennial	06/16/2017	Active(1)	7	0	0	0	0.00%	7		16		3	R	M,SC	16	
133115	Flower Mound New Century	11/21/2017	Active	30	4	0	4	15.38%	21		1		3	R	M,SC	0	
Exc Award (06/30/2018, 06/30/2023)																	
919	FORT WORTH	09/26/1916	Active	22	0	1	-1	-4.35%	21	14	4		2	R	M,SC	0	\$1,046.00
Exc Award (06/30/2023, 06/30/2024)																	
29613	FORT WORTH FOREST HILL	06/28/1974	Active	10	0	0	0	0.00%	15		8		7		P,M,VP,SC	24+	
940	FORT WORTH HANDLEY MEADOW BRK	11/08/1945	Active	12	0	0	0	0.00%	14		6		3	R	M,VP,SC	24+	\$24.00
926	FORT WORTH RIVERSIDE	04/24/1940	Active	18	0	2	-2	-10.00%	21	12	2			N	S,M,VP,SC	0	\$40.00
934	GAINESVILLE	06/11/1948	Active	28	4	5	-1	-3.45%	30	9	0			N		0	\$58.00
Exc Award (06/30/2023)																	
56900	GLEN ROSE	05/10/1995	Active	77	2	2	0	0.00%	76	12	2			N	SC	2	\$154.00
Exc Award (06/30/2022, 06/30/2023)																	
55965	GODLEY	07/05/1994	Active	28	1	2	-1	-3.45%	27	23	3		2	N	M,SC	0	
Exc Award (06/30/2023)																	
936	GRANBURY	02/09/1961	Active	25	4	6	-2	-7.41%	26	14	1			N		1	\$54.00
Exc Award (06/30/2022, 06/30/2023, 06/30/2024)																	
57379	GRANDVIEW	09/28/1995	Active	27	2	2	0	0.00%	28	6	0		2	R		0	\$54.00
Exc Award (06/30/2023)																	
937	GRAPEVINE	11/26/1934	Active	26	0	0	0	0.00%	24		6		4		S,M,VP,SC	0	\$52.00
Exc Award (06/30/2018, 06/30/2023, 06/30/2024)																	
47082	HIGHLAND VILLAGE	03/27/1987	Active	21	0	1	-1	-4.55%	22	56	3			R	M,SC	0	\$44.00
Exc Award (06/30/2023)																	
944	KELLER	02/24/1948	Active	86	9	0	9	11.69%	79		1			N	SC	11	
Exc Award (06/30/2023)																	
55114	KRUM	12/10/1993	Active	27	5	3	2	8.00%	27	15	0		2		M,VP,SC	2	\$50.00
Exc Award (06/30/2023)																	
131453	Mansfield Centennial	06/21/2017	Active	9	0	2	-2	-18.18%	11	4	0		3	R	M,SC	19	
949	MCKINNEY	10/30/1920	Active	32	3	14	-11	-25.58%	45	11	0			N	M,SC	0	\$261.00



Club Health Assessment for District 2 E2 through December 2024

			Status	Membership							Reports					Finance	LCIF
Club Number	Club Name	Charter Date		Current Member Count	YTD Members Added	YTD Members Dropped	YTD Net Growth	YTD Net Growth%	Member Count 12 Months Ago	Avg. length of service for dropped members	Months Since Last MMR ***	Yrs. Since Last Officer Report	President Rotation	Vice President Reported ****	Months Since Last Activity Report ***	Account Balance	Donations for current Fiscal Year
			Number of times on status quo within last two years	If below 15 members appears				If net loss is greater than 20% appears			If no report in 3 months appears in	When more than one year appears in	Number of repeat terms	Notes the officers that do not have an active	If no report at 12 months appears in red		
Exc Award (06/30/2023)																	
65340	MCKINNEY MORNING PRIDE	05/06/2002	Active	24	2	0	2	9.09%	28		2			R	M,VP,SC	12	\$44.00
Exc Award (06/30/2022)																	
121532	Mid-Cities Family	03/11/2014	Active(2)	2	0	0	0	0.00%	7		11	1	None		P,S,T,M,VP SC	8	
923	NORTHEAST RICHLAND	03/07/1963	Active	90	14	5	9	11.11%	82	11	0			N	SC	16	\$170.00
Exc Award (06/30/2016, 06/30/2018, 06/30/20)																	
115575	NORTHEAST TARRANT	11/14/2011	Active	14	1	1	0	0.00%	14	5	2			N	SC	0	
Exc Award (06/30/2016)																	
111356	NORTHWEST TARRANT	06/14/2011	Active	36	1	4	-3	-7.69%	38	4	0				VP,SC	0	\$425.00
Exc Award (06/30/2016, 06/30/2017, 06/30/20)																	
41290	PANTEGO	05/17/1982	Active	27	3	6	-3	-10.00%	28	4	1		2	R	M,SC	0	\$600.00
Exc Award (06/30/2022, 06/30/2023)																	
950	PRINCETON	07/01/1947	Active(1)	26	0	0	0	0.00%	26		18	1	None		P,S,T,M,VP SC	24	\$52.00
925	RIVER OAKS	03/20/1948	Active	56	0	2	-2	-3.45%	56	4	1		9	N	P,T,M,SC	1	
Exc Award (06/30/2017, 06/30/2022)																	
952	SAGINAW	09/26/1957	Active	13	0	2	-2	-13.33%	15	6	3			R	M,SC	4	
46569	SANGER	10/21/1986	Active	35	0	2	-2	-5.41%	26	6	5		3	R		0	\$74.00
Exc Award (06/30/2022, 06/30/2023)																	
955	SHERMAN EVENING	04/23/1958	Active	21	2	0	2	10.53%	17		1			N	M,SC	2	\$38.00
Exc Award (06/30/2017, 06/30/2022)																	
954	SHERMAN NOON	06/21/1928	Active	32	0	0	0	0.00%	33		9			N	M,SC	0	\$114.00
Exc Award (06/30/2023)																	
129744	Southlake Centennial	01/10/2017	Active	17	1	0	1	6.25%	18		3		7		M,VP	0	\$32.00
Exc Award (06/30/2023)																	
956	SPRINGTOWN	12/03/1959	Active	21	1	1	0	0.00%	17	2	1		None		P,M,VP,SC	4	
Exc Award (06/30/2023)																	
36540	THE COLONY	02/12/1979	Active	11	0	0	0	0.00%	11		7			R	SC	6	\$22.00
958	WEATHERFORD EVENING	02/25/1969	Active	18	1	0	1	5.88%	17		0		3	R	S,M,SC	24+	\$34.00
Exc Award (06/30/2022)																	



Club Health Assessment for District 2 E2 through December 2024

Club Number	Club Name	Charter Date	Status	Membership							Reports					Finance	LCIF
				Current Member Count	YTD Members Added	YTD Members Dropped	YTD Net Growth	YTD Net Growth%	Member Count 12 Months Ago	Avg. length of service for members	Months Since Last MMR ***	Yrs. Since Last Officer Report	President Rotation	Vice President Reported ****	Months Since Last Activity Report ***	Account Balance	Donations for current Fiscal Year
			Number of times on status quo within last two years	If below 15 members appears				If net loss is greater than 20% appears			If no report in 3 months appears	When more than one year appears in	Number of repeat terms	Notes the officers that do not have an active	If no report at 12 months appears in red		
957	WEATHERFORD NOON	12/13/1921	Active	96	5	9	-4	-4.00%	104	5	0			M,VP,SC	11		\$200.00
	Exc Award (06/30/2022, 06/30/2023)																
52132	WHITESBORO	11/01/1991	Active	13	0	0	0	0.00%	13		6		6	R	M,SC	11	
	Exc Award (06/30/2023)																

Clubs Cancelled Previous Fiscal Year – Clubs Cancelled within last 12 months may be reinstated

Club Number	Club Name	Charter Date	Current Status*	Cancellation Date
928	FORT WORTH SOUTHEAST	07/15/1952	Cancelled(6*)	01/29/2024
931	FORT WORTH SOUTHWEST	10/18/1960	Cancelled(6*)	01/29/2024

Current Total Clubs Count	YTD New Clubs Count	YTD Cancelled Clubs Count	YTD Net Club Gain	Current Total Members Count	YTD Add	YTD Drop	YTD Net Growth	YTD Net Growth %	Member Count 12 Months Ago	Average Member Count Per Club	% of Clubs with less than 20 members	% No MMR in 3 Months	% No Officer Report in 12 Months	% of Clubs with balance 90+ days	Number of Clubs in Status Quo	% Status Quo Clubs in Financial Suspension	Number of Cancelled Clubs	Average Cancelled Club Age	Members Lost Due to Cancellation	% of Clubs Cancelled for Non-Financial Reasons
52	0	1	-1	1,661	92	144	-52	-3.04%	1,714	32	37%	44%	4%	2%	0	0%	1	238	14	100%

* - P - Priority Club. Cancellation Reasons: 1-Objectives/conduct, 2-Non-active club, 5-Non-existing club, 6-Disbanding, 7-Merger, 8-Financial Suspension, 9-District/Multiple District Dues.

** - Abbreviation: P-President, S-Secretary, T-Treasurer, M-Member Chairperson, VP-First Vice President, MC-Communications Chairperson, SC-Service Chairperson

*** - Abbreviation: N/R - Never reported using the Lions Clubs website, N/A - Not applicable, No password registered for the Lions Clubs website.

**** - Abbreviation: N - New, IP - Immediate Past, R - Repeat.



Club Health Assessment for District 2 X1 through December 2024

Club Number	Club Name	Charter Date	Status	Membership							Reports					Finance	LCIF
				Current Member Count	YTD Members Added	YTD Members Dropped	YTD Net Growth	YTD Net Growth%	Member Count 12 Months Ago	Avg. length of service for dropped members	Months Since Last MMR ***	Yrs. Since Last Officer Report	President Rotation	Vice President Reported ****	Months Since Last Activity Report ***	Account Balance	Donations for current Fiscal Year
			Number of times on status quo within last two years	If below 15 members appears				If net loss is greater than 20% appears			If no report in 3 months appears	When more than one year appears in	Number of repeat terms	Notes the officers that do not have an active	If no report at 12 months appears in red		
Clubs less than two years old																	
155901	Collin Athena Alliance	09/18/2023	Active	46	5	2	3	6.98%	31	1	1		2	R	SC	0	
172757	Dallas Badhimalika	07/23/2024	Active	22	22	0	22	100.00%	0		4				M,VP,SC	5	
178345	Dallas Everest Women's	10/31/2024	Newly Chartered	35	35	0	35	100.00%	0		2				M,VP,SC	N/R	
155166	Dallas Green	08/14/2023	Active	24	1	0	1	4.35%	23		4		2	R		0	
153516	Dallas Health	03/14/2023	Active	20	0	2	-2	-9.09%	28	2	2		3	R	M,SC	5	\$20.00
176944	Dallas Himalayan Sports	09/06/2024	Newly Chartered	30	31	1	30	100.00%	0	0	0				VP,SC	0	90+ Days
179630	Dallas Himalayan Womens	12/30/2024	Newly Chartered	21	21	0	21	100.00%	0		0			N	M,SC	N/R	
177618	DFW Cyber	09/10/2024	Newly Chartered	25	25	0	25	100.00%	0		0				M,VP,SC	0	
156930	Grand Prairie Host Family	12/21/2023	Active	39	18	10	8	25.81%	31	2	0		2	R	M,SC	0	90+ Days
156033	Irving (DFW) Independent Campus	09/26/2023	Active	29	3	0	3	11.54%	24		2			R	M,SC	0	
Clubs more than two years old																	
78425	ALLEN COMMUNITY	03/09/2004	Active	11	0	5	-5	-31.25%	12	5	0		3	N	S,SC	1	
	Exc Award (06/30/2024)																
962	BALCH SPRINGS	01/08/1969	Active	9	0	0	0	0.00%	9		6		9		M,VP,SC	5	
42999	CARROLLTON EVENING	09/19/1983	Active	21	0	0	0	0.00%	19		3			N	M	4	
	Exc Award (06/30/2021)																
963	CARROLLTON HOST	10/18/1934	Active	27	2	0	2	8.00%	25		1			N	SC	1	
42260	CEDAR HILL	02/10/1983	Active	24	3	0	3	14.29%	22		2		2	R	SC	2	
967	COMMERCE	10/06/1925	Active	23	0	2	-2	-8.00%	28	22	0			N	SC	2	\$1,000.00
	Exc Award (06/30/2021)																
42630	COPPELL	05/12/1983	Active	44	5	5	0	0.00%	44	4	0			N		0	\$6,148.52
	Exc Award (06/30/2016, 06/30/2017, 06/30/2020)																
43313	CRANDALL COMBINE	01/03/1984	Active	7	1	0	1	16.67%	6		2		2	R	M,SC	5	\$12.00




Club Health Assessment for District 2 X1 through December 2024

			Status	Membership							Reports					Finance		LCIF
Club Number	Club Name	Charter Date		Current Member Count	YTD Members Added	YTD Members Dropped	YTD Net Growth	YTD Net Growth%	Member Count 12 Months Ago	Avg. length of service for dropped members	Months Since Last MMR ***	Yrs. Since Last Officer Report	President Rotation	Vice President Reported ****	Months Since Last Activity Report ***	Account Balance	Donations for current Fiscal Year	
			Number of times on status quo within last two years	If below 15 members appears					If net loss is greater than 20% appears		If no report in 3 months appears in	When more than one year appears in	Number of repeat terms	Notes the officers that do not have an active	If no report at 12 months appears in red			
117832	DALLAS ACE	09/13/2012	Active	16	0	0	0	0.00%	12		7			R	M,SC	4	90+ Days	
141850	Dallas Bangladeshi	06/24/2020	Active	12	0	0	0	0.00%	17		6			N	M,SC	5		
Exc Award (06/30/2021)																		
147774	Dallas Buddha	08/10/2021	Active	45	18	2	16	55.17%	36	3	0			R		0		\$300.00
987	DALLAS DALCLIFF-WYNNEWOOD	02/29/1952	Active	18	1	2	-1	-5.26%	17	6	0		3	N	SC	2		
67639	DALLAS EVEREST	04/08/2003	Active	122	22	3	19	18.45%	94	2	0			N		0		\$2,380.00
Exc Award (06/30/2017, 06/30/2021, 06/30/2022)																		
45991	DALLAS FILIPINO	04/28/1986	Active	22	6	3	3	15.79%	19	5	0			R	M,SC	0		
Exc Award (06/30/2016, 06/30/2017, 06/30/2022)																		
969	DALLAS FOUNDER	09/15/1916	Active	51	13	12	1	2.00%	48	1	0			N		0		\$715.00
Exc Award (06/30/2023, 07/30/2017)																		
129989	Dallas Frisco	02/14/2017	Active	12	2	4	-2	-14.29%	12	5	0		3	R	SC	3		
44410	DALLAS INDIAN	12/31/1984	Active	45	5	4	1	2.27%	41	2	0			N	M,SC	1		
Exc Award (06/30/2016, 06/30/2024)																		
151835	Dallas Lumbini	08/31/2022	Active	24	3	1	2	9.09%	22	2	2				M,VP,SC	1		
130010	Dallas North Indo Centennial	02/01/2017	Active	31	1	1	0	0.00%	34	2	3			R		1		
980	DALLAS OAK CLIFF	04/01/1929	Active	82	10	9	1	1.23%	85	22	0			N	T,SC	4		
Exc Award (06/30/2022)																		
982	DALLAS PARK CITIES	01/17/1929	Active	19	0	0	0	0.00%	19		7		3		VP,SC	0		
Exc Award (06/30/2021)																		
143313	Dallas Pokhara	11/16/2020	Active	30	3	0	3	11.11%	27		3			N		0		\$50.00
984	DALLAS SOUTH	06/22/1970	Active	9	0	0	0	0.00%	11		8		4	R	S,M,VP,SC	5		
Exc Award (06/30/2017)																		
990	DALLAS TRINITY INDUSTRIAL	05/02/1951	Active	16	2	2	0	0.00%	14	2	3			N	M,SC	4		\$240.00
Exc Award (06/30/2022, 06/30/2023, 06/30/2024)																		
986	DALLAS WHITE ROCK	02/19/1951	Active	15	1	2	-1	-6.25%	20	28	1		2	N	M,SC	0		\$32.00
90223	DALLAS WOMEN'S	11/23/2005	Active(1)	3	0	0	0	0.00%	3		7		3	R	M,SC	5		



Club Health Assessment for District 2 X1 through December 2024

			Status	Membership							Reports					Finance	LCIF
Club Number	Club Name	Charter Date		Current Member Count	YTD Members Added	YTD Members Dropped	YTD Net Growth	YTD Net Growth%	Member Count 12 Months Ago	Avg. length of service for dropped members	Months Since Last MMR ***	Yrs. Since Last Officer Report	President Rotation	Vice President Reported ****	Months Since Last Activity Report ***	Account Balance	Donations for current Fiscal Year
			Number of times on status quo within last two years	If below 15 members appears				If net loss is greater than 20% appears			If no report in 3 months appears in	When more than one year appears in	Number of repeat terms	Notes the officers that do not have an active	If no report at 12 months appears in red		
Exc Award (06/30/2021)																	
993	DE SOTO	09/19/1949	Active	26	1	0	1	4.00%	25		0		9	R	0		
Exc Award (06/30/2017, 06/30/2022, 06/30/2023)																	
995	DUNCANVILLE NOON	08/02/1971	Active	59	7	3	4	7.27%	60	34	0			N	0		
Exc Award (06/30/2018)																	
996	ENNIS HOST	03/05/1921	Active	51	4	7	-3	-5.56%	59	15	0		2	N	SC	2	
49668	FERRIS	06/30/1989	Active	4	0	2	-2	-33.33%	9	2	0		3	R	M,SC	0	
Exc Award (06/30/2023)																	
34931	FORNEY	01/17/1978	Active	31	2	0	2	6.90%	29		3		2	R		5	
1001	GARLAND EVENING	09/04/1958	Active	6	0	0	0	0.00%	6		8			IP	3		\$100.00
Exc Award (06/30/2023)																	
1003	GRAND PRAIRIE HOST	08/10/1942	Active	74	6	20	-14	-15.91%	96	3	0			N	1		\$1,176.00
Exc Award (06/30/2017, 06/30/2020, 06/30/2023)																	
1005	GREENVILLE	07/02/1921	Active	24	2	0	2	9.09%	22		2			N	SC	0	
58413	IRVING DFW INDIAN	06/13/1996	Active	52	8	3	5	10.64%	47	12	0		2	R		4	\$94.00
Exc Award (06/30/2017, 06/30/2018, 06/30/2023)																	
134371	Irving Everest Centennial	04/18/2018	Active	53	12	5	7	15.22%	43	1	0			N	0		\$30.00
Exc Award (06/30/2021, 06/30/2023, 06/30/2024)																	
1008	IRVING NOON DAY	07/31/1957	Active	22	0	0	0	0.00%	29		3		7	R	S,M,SC	5	
Exc Award (06/30/2017, 06/30/2018)																	
96739	ITALY	03/27/2006	Active	6	0	2	-2	-25.00%	8	3	5		11	N	VP,SC	0	
Exc Award (06/30/2022)																	
1011	KAUFMAN	07/17/1928	Active	102	8	7	1	0.99%	96	3	0			N	0		
Exc Award (06/30/2020, 06/30/2024)																	
135184	Lancaster New Centennial	06/25/2018	Active	52	2	0	2	4.00%	45		2		2	R	SC	3	
Exc Award (06/30/2024)																	
1014	MABANK CEDAR CREEK AREA	02/12/1970	Active	26	1	0	1	4.00%	24		0		4	N	SC	0	\$400.00
Exc Award (06/30/2021, 06/30/2023, 06/30/2024)																	




Club Health Assessment for District 2 X1 through December 2024

			Status	Membership							Reports					Finance		LCIF
Club Number	Club Name	Charter Date		Current Member Count	YTD Members Added	YTD Members Dropped	YTD Net Growth	YTD Net Growth%	Member Count 12 Months Ago	Avg. length of service for dropped members	Months Since Last MMR ***	Yrs. Since Last Officer Report	President Rotation	Vice President Reported ****	Months Since Last Activity Report ***	Account Balance	Donations for current Fiscal Year	
			Number of times on status quo within last two years	If below 15 members appears				If net loss is greater than 20% appears			If no report in 3 months appears in	When more than one year appears in	Number of repeat terms	Notes the officers that do not have an active	If no report at 12 months appears in red			
84344	MAYPEARL	10/19/2004	Active	27	0	2	-2	-6.90%	33	1	0		3	N	SC	2		
	Exc Award (06/30/2023)																	
1015	MESQUITE HOST	12/20/1939	Active	8	0	0	0	0.00%	9		7		2		M,VP,SC	2		
1017	MIDLOTHIAN	04/23/1946	Active	49	8	4	4	8.89%	40	14	0			N		1		
	Exc Award (06/30/2021, 06/30/2023, 06/30/20																	
136456	Plano Collin Nepalese	10/18/2018	Active	55	2	1	1	1.85%	54	6	0			N		0		
33920	PLANO EARLY	05/23/1977	Active	39	3	1	2	5.41%	38	16	0			N	M,SC	0	\$1,300.00	
	Exc Award (06/30/2021)																	
62193	PLANO EVENING	06/28/1999	Active	2	0	0	0	0.00%	2		4		8		M,VP,SC	1		
1023	RED OAK	10/03/1949	Active	19	2	0	2	11.76%	19		1		2	R	SC	4	\$60.00	
1024	RICHARDSON HOST	08/22/1957	Active	21	2	1	1	5.00%	20	31	2		3	R	SC	5		
	Exc Award (06/30/2021, 06/30/2023)																	
111389	RICHARDSON MIDDAY	06/16/2011	Active	23	1	0	1	4.55%	21		1			N		0		
	Exc Award (06/30/2017, 06/30/2018, 06/30/20																	
1026	ROCKWALL	05/10/1951	Active	18	0	0	0	0.00%	18		8			N	S,M,SC	1		
1027	ROWLETT	04/04/1966	Active	17	3	0	3	21.43%	15		0		6	R	M,SC	0		
101007	ROYSE CITY	01/24/2008	Active	12	0	0	0	0.00%	6		6		4	N	SC	0		
	Exc Award (06/30/2017, 06/30/2018, 06/30/20																	
37755	SACHSE	12/06/1979	Active	23	2	2	0	0.00%	24	7	0			N		0	\$130.00	
	Exc Award (06/30/2022, 06/30/2023, 06/30/20																	
68650	SEAGOVILLE SUNSET	04/17/2003	Active	20	0	0	0	0.00%	22		7		12	R		0	\$50.00	
	Exc Award (06/30/2017)																	
1029	TERRELL	02/28/1921	Active	24	20	28	-8	-25.00%	35	8	0			N	M	3		
118089	UTD INFINITY	10/29/2012	Active	12	10	8	2	20.00%	10	1	3		None		P,T,M,VP,SC	2	90+ Days	
1032	WAXAHACHIE	02/03/1925	Active	66	1	5	-4	-5.71%	72	26	1			N	M,SC	1	\$100.00	
103714	WYLIE EVENING	10/02/2008	Active	3	0	6	-6	-66.67%	10	8	0		3		M,VP,SC	0	\$45.00	
	Exc Award (06/30/2023)																	



Club Health Assessment for District 2 X1 through December 2024

			Status	Membership							Reports					Finance	LCIF
Club Number	Club Name	Charter Date		Current Member Count	YTD Members Added	YTD Members Dropped	YTD Net Growth	YTD Net Growth%	Member Count 12 Months Ago	Avg. length of service for dropped members	Months Since Last MMR ***	Yrs. Since Last Officer Report	President Rotation	Vice President Reported ****	Months Since Last Activity Report ***	Account Balance	Donations for current Fiscal Year
			Number of times on status quo within last two years	If below 15 members appears			If net loss is greater than 20% appears				If no report in 3 months appears in	When more than one year appears in	Number of repeat terms	Notes the officers that do not have an active	If no report at 12 months appears in red		

Clubs Cancelled Previous Fiscal Year – Clubs Cancelled within last 12 months may be reinstated

Club Number		Club Name		Charter Date			Current Status*		Cancellation Date											
150592		Fate		04/26/2022			Cancelled(8*)		06/29/2024											
Current Total Clubs Count	YTD New Clubs Count	YTD Cancelled Clubs Count	YTD Net Club Gain	Current Total Members Count	YTD Add	YTD Drop	YTD Net Growth	YTD Net Growth %	Member Count 12 Months Ago	Average Member Count Per Club	% of Clubs with less than 20 members	% No MMR in 3 Months	% No Officer Report in 12 Months	% of Clubs with balance 90+ days	Number of Clubs in Status Quo	% Status Quo Clubs in Financial Suspension	Number of Cancelled Clubs	Average Cancelled Club Age	Members Lost Due to Cancellation	% of Clubs Cancelled for Non-Financial Reasons
69	5	0	5	2,055	366	179	187	10.01%	1,879	30	33%	32%	0%	6%	0	0%	0	0	0	0%

* - P - Priority Club. Cancellation Reasons: 1-Objectives/conduct, 2-Non-active club, 5-Non-existing club, 6-Disbanding, 7-Merger, 8-Financial Suspension, 9-District/Multiple District Dues.
** - Abbreviation: P-President, S-Secretary, T-Treasurer, M-Member Chairperson, VP-First Vice President, MC-Communications Chairperson, SC-Service Chairperson
*** - Abbreviation: N/R - Never reported using the Lions Clubs website, N/A - Not applicable, No password registered for the Lions Clubs website.
**** - Abbreviation: N - New, IP - Immediate Past, R - Repeat.



Club Health Assessment for District 2 X2 through December 2024

			Status	Membership							Reports					Finance		LCIF
Club Number	Club Name	Charter Date		Current Member Count	YTD Members Added	YTD Members Dropped	YTD Net Growth	YTD Net Growth%	Member Count 12 Months Ago	Avg. length of service for dropped members	Months Since Last MMR ***	Yrs. Since Last Officer Report	President Rotation	Vice President Reported ****	Months Since Last Activity Report ***	Account Balance	Donations for current Fiscal Year	
			Number of times on status quo within last two years	If below 15 members appears				If net loss is greater than 20% appears			If no report in 3 months appears in	When more than one year appears in	Number of repeat terms	Notes the officers that do not have an active	If no report at 12 months appears in red			
Clubs less than two years old																		
154872	Avinger Area	06/20/2023	Active	21	0	0	0	0.00%	26		5			N	M,VP,SC	15	\$65.00	
156611	Diana	11/13/2023	Active	26	0	2	-2	-7.14%	28	1	1		2	R	SC	10	\$30.00	
Clubs more than two years old																		
1035	ATLANTA	05/30/1940	Active	48	8	9	-1	-2.04%	49	6	0		4		M,VP,SC	2	\$30.00	
Exc Award (06/30/2023)																		
126191	Big Sandy Area	11/17/2015	Active	33	3	4	-1	-2.94%	43	5	0			N		0	\$30.00	
Exc Award (06/30/2017, 06/30/2018, 06/30/2024)																		
1039	BONHAM	08/14/1939	Active	12	1	1	0	0.00%	9	1	1		2	N	M,SC	9	\$125.00	
Exc Award (06/30/2021, 06/30/2024)																		
1040	CANTON	02/26/1932	Active	87	2	0	2	2.35%	87		3			N		17	\$30.00	
1042	DAINGERFIELD	04/25/1944	Active	11	0	1	-1	-8.33%	13	30	0			N	M	14	\$40.00	
1047	EMORY	05/14/1941	Active	12	0	0	0	0.00%	15		7	1	None		P,S,T,M,VP SC	7	\$30.00	
1048	GILMER	10/13/1953	Active	21	5	8	-3	-12.50%	22	2	0				M,VP,SC	0	\$30.00	
Exc Award (06/30/2022)																		
1049	GLADEWATER	09/09/1931	Active	15	0	3	-3	-16.67%	17	4	4		2	N	S,SC	3	\$58.43	
1050	GRAND SALINE	10/16/1931	Active(2)	6	0	1	-1	-14.29%	7	52	4		12		M,VP	24+	\$30.00	
1052	HALLSVILLE	04/05/1946	Active	36	2	2	0	0.00%	36	3	1		2	N	SC	2	\$6,140.50	
Exc Award (06/30/2021, 06/30/2022)																		
1375	HENDERSON	01/09/1924	Active	42	4	1	3	7.69%	38	0	4			R	P	4	\$108.00	
Exc Award (06/30/2024)																		
1056	JEFFERSON	04/08/1946	Active	24	0	0	0	0.00%	31		6			R	M	9	\$30.00	
Exc Award (06/30/2022)																		
1057	JUDSON	05/05/1955	Active	47	7	2	5	11.90%	47	4	1			N		1	\$30.00	
Exc Award (06/30/2017, 06/30/2020, 06/30/2024)																		
1059	KILGORE	04/09/1931	Active	51	1	6	-5	-8.93%	51	11	0			R		0	\$30.00	
1063	LINDEN	04/16/1946	Active	32	4	8	-4	-11.11%	29	7	2			N	T,M,SC	6	\$609.00	
Exc Award (06/30/2021, 06/30/2024)																		



Club Health Assessment for District 2 X2 through December 2024

			Status	Membership							Reports					Finance		LCIF
Club Number	Club Name	Charter Date		Current Member Count	YTD Members Added	YTD Members Dropped	YTD Net Growth	YTD Net Growth%	Member Count 12 Months Ago	Avg. length of service for dropped members	Months Since Last MMR ***	Yrs. Since Last Officer Report	President Rotation	Vice President Reported ****	Months Since Last Activity Report ***	Account Balance	Donations for current Fiscal Year	
			Number of times on status quo within last two years	If below 15 members appears					If net loss is greater than 20% appears			If no report in 3 months appears in	When more than one year appears in	Number of repeat terms	Notes the officers that do not have an active	If no report that 12 months appears in red		
1064	LONGVIEW	05/18/1928	Active(1)	14	2	1	1	7.69%	13	19	0			N	0		\$56.00	
Exc Award (06/30/2017, 06/30/2020, 06/30/2024)																		
1066	MARSHALL	04/05/1938	Active	43	6	5	1	2.38%	38	7	0			N	1		\$30.00	
Exc Award (06/30/2024)																		
1070	MT PLEASANT	09/14/1948	Active	81	5	3	2	2.53%	76	6	0			N	SC	0	\$1,030.00	
Exc Award (06/30/2018, 06/30/2021, 06/30/2024)																		
1073	NEW BOSTON	04/05/1940	Active	17	2	2	0	0.00%	15	3	2		13	M,VP,SC	24+		\$30.00	
1074	NEW BOSTON EVENING	02/11/1965	Active	11	0	0	0	0.00%	11		18	1	None	P,S,T,M,VP SC	24+		\$30.00	
95183	ORE CITY	02/02/2006	Active	26	0	0	0	0.00%	4		4		None	P,T,M,VP,SC	10		\$365.00	
1076	PARIS FOUNDERS	05/08/1921	Active(3)	9	0	0	0	0.00%	15		6		2	M,VP,SC	24+		\$30.00	
1078	PITTSBURG	02/13/1954	Active	21	0	6	-6	-22.22%	27	13	4			VP,SC	0		\$30.00	
Exc Award (06/30/2023)																		
33198	QUITMAN	01/24/1977	Active(1)	11	0	2	-2	-15.38%	14	17	0		23	R	P,S,T,M,VP SC	7	\$30.00	
1081	SULPHUR SPRINGS	09/13/1937	Active	24	3	0	3	14.29%	23		1			N	SC	12	\$142.00	
1414	TATUM	04/09/1953	Active	23	0	4	-4	-14.81%	29	7	0			N	M	8	\$30.00	
1084	TYLER	08/27/1931	Active	36	1	9	-8	-18.18%	51	18	0			N		0	\$118.00	
Exc Award (06/30/2021, 06/30/2022, 06/30/2024)																		
98960	WASKOM	04/03/2007	Active	38	7	3	4	11.76%	30	3	0		2	R	P,SC	8	\$663.00	
Exc Award (06/30/2024)																		
1087	WHITE OAK	11/19/1953	Active	7	1	7	-6	-46.15%	13	19	1		None		P,T,M,VP,SC	5	\$30.00	
1088	WINNSBORO	03/24/1949	Active	9	0	0	0	0.00%	9		8		6	R	M,SC	0	\$30.00	
52008	YANTIS LAKE FORK	09/17/1991	Active	15	2	0	2	15.38%	10		4		6		M,VP,SC	11	\$30.00	

Clubs Cancelled Previous Fiscal Year – Clubs Cancelled within last 12 months may be reinstated

Club Number	Club Name	Charter Date	Current Status*	Cancellation Date
140111	Harrison County Hispanic	11/05/2019	Cancelled(8*)	10/29/2023
139391	Tatum Ladies	08/15/2019	Cancelled(7*)	09/29/2023



Club Health Assessment for District 2 X2 through December 2024

						Membership								Reports				Finance		LCIF	
Club Number	Club Name	Charter Date		Status		Current Member Count	YTD Members Added	YTD Members Dropped	YTD Net Growth	YTD Net Growth%	Member Count 12 Months Ago	Avg. length of service for dropped members	Months Since Last MMR ***	Yrs. Since Last Officer Report	President Rotation	Vice President Reported ****	Months Since Last Activity Report ***	Account Balance	Donations for current Fiscal Year		
				Number of times on status quo within last two years	If below 15 members appears	If net loss is greater than 20% appears						If no report in 3 months appears in	When more than one year appears in	Number of repeat terms	Notes the officers that do not have an active	If no report at 12 months appears in red					
Current Total Clubs Count	YTD New Clubs Count	YTD Cancelled Clubs Count	YTD Net Club Gain	Current Total Members Count	YTD Add	YTD Drop	YTD Net Growth	YTD Net Growth %	Member Count 12 Months Ago	Average Member Count Per Club	% of Clubs with less than 20 members	% No MMR in 3 Months	% No Officer Report in 12 Months	% of Clubs with balance 90+ days	Number of Clubs in Status Quo	% Status Quo Clubs in Financial Suspension	Number of Cancelled Clubs	Average Cancelled Club Age	Members Lost Due to Cancellation	% of Clubs Cancelled for Non-Financial Reasons	
33	0	0	0	909	66	90	-24	-2.57%	926	28	39%	39%	6%	0%	0	0%	0	0	0	0%	

* - P - Priority Club. Cancellation Reasons: 1-Objectives/conduct, 2-Non-active club, 5-Non-existing club, 6-Disbanding, 7-Merger, 8-Financial Suspension, 9-District/Multiple District Dues.

** - Abbreviation: P-President, S-Secretary, T-Treasurer, M-Member Chairperson, VP-First Vice President, MC-Communications Chairperson, SC-Service Chairperson

*** - Abbreviation: N/R - Never reported using the Lions Clubs website, N/A - Not applicable, No password registered for the Lions Clubs website.

**** - Abbreviation: N - New, IP - Immediate Past, R - Repeat.



Club Health Assessment for District 2 X3 through December 2024

			Status	Membership						Reports					Finance		LCIF	
Club Number	Club Name	Charter Date		Current Member Count	YTD Members Added	YTD Members Dropped	YTD Net Growth	YTD Net Growth%	Member Count 12 Months Ago	Avg. length of service for dropped members	Months Since Last MMR ***	Yrs. Since Last Officer Report	President Rotation	Vice President Reported ****	Months Since Last Activity Report ***	Account Balance	Donations for current Fiscal Year	
			Number of times on status quo within last two years	If below 15 members appears					If net loss is greater than 20% appears			If no report in 3 months appears in	When more than one year appears in	Number of repeat terms	Notes the officers that do not have an active	If no report at 12 months appears in red		
Clubs less than two years old																		
179433	Bellmead-Lacy Lakeview	11/06/2024	Newly Chartered	20	20	0	20	100.00%	0		1			M,VP,SC	N/R			
156068	Hill County Evening	09/28/2023	Active	16	4	7	-3	-15.79%	26	2	0		2	M,VP,SC	5			
155967	Mart Area	09/07/2023	Active	15	3	3	0	0.00%	23	1	2		2	N SC	N/R			
Clubs more than two years old																		
1092	BELTON	04/15/1938	Active	36	0	5	-5	-12.20%	39	2	1			N	0		\$82.00	
Exc Award (06/30/2023, 06/30/2024)																		
1094	BLOOMING GROVE	09/26/1949	Active	10	1	3	-2	-16.67%	16	24	1		2	R P,M,SC	1			
52053	BUFFALO	10/04/1991	Active	20	3	0	3	17.65%	26		1			N SC	4		\$34.00	
Exc Award (06/30/2023)																		
1099	CLIFTON	03/14/1929	Active	50	3	7	-4	-7.41%	56	8	2		2	M,VP,SC	5	90+ Days	\$108.00	
Exc Award (06/30/2021, 06/30/2023)																		
1101	COPPERAS COVE	01/28/1946	Active(1)	14	2	2	0	0.00%	14	7	0		2	R M,SC	14			
Exc Award (06/30/2024)																		
1102	CORSICANA	07/03/1918	Active	33	2	2	0	0.00%	31	3	1			N VP,SC	3		\$66.00	
1104	CROCKETT	08/22/1923	Active	37	1	1	0	0.00%	31	34	3		2	R M,SC	24+	90+ Days	\$74.00	
1105	DAWSON	05/10/1940	Active(3)	16	0	0	0	0.00%	16		5		2	R M,SC	24+			
1108	FAIRFIELD	05/02/1953	Active	16	0	2	-2	-11.11%	18	26	1		5	R M,VP,SC	24+		\$36.00	
1110	GATESVILLE	04/11/1935	Active	55	1	3	-2	-3.51%	61	4	2			N SC	8		\$114.00	
Exc Award (06/30/2021)																		
48525	GRAPELAND NOON	05/10/1988	Active	48	1	17	-16	-25.00%	63	6	0			N SC	0		\$228.00	
Exc Award (06/30/2019, 06/30/2024)																		
141406	Greater Athens Area	04/09/2020	Active	9	0	1	-1	-10.00%	11	2	1			N M,SC	20		\$20.00	
1112	GROESBECK	08/23/1923	Active(1)	49	0	0	0	0.00%	50		6			N M	4		\$198.00	
Exc Award (06/30/2016)																		
1113	HAMILTON	01/26/1943	Active	34	0	2	-2	-5.56%	38	6	3			N M,SC	1		\$72.00	
103994	HARKER HEIGHTS	11/19/2008	Active	15	0	3	-3	-16.67%	17	4	2		2	P,VP,SC	4		\$36.00	



Club Health Assessment for District 2 X3 through December 2024

			Status	Membership							Reports					Finance		LCIF
Club Number	Club Name	Charter Date		Current Member Count	YTD Members Added	YTD Members Dropped	YTD Net Growth	YTD Net Growth%	Member Count 12 Months Ago	Avg. length of service for dropped members	Months Since Last MMR ***	Yrs. Since Last Officer Report	President Rotation	Vice President Reported ****	Months Since Last Activity Report ***	Account Balance	Donations for current Fiscal Year	
			Number of times on status quo within last two years	If below 15 members appears					If net loss is greater than 20% appears			If no report in 3 months appears in	When more than one year appears in	Number of repeat terms	Notes the officers that do not have an active	If no report at 12 months appears in red		
Exc Award (06/30/2022, 06/30/2024)																		
40844	HEWITT	02/08/1982	Active(1)	20	0	0	0	0.00%	22		4			N	0	90+ Days		
Exc Award (06/30/2018)																		
1114	HILLSBORO	11/21/1921	Active	55	9	2	7	14.58%	49	2	0			N	SC	0	\$96.00	
Exc Award (06/30/2018, 06/30/2022)																		
1115	HUBBARD	03/28/1929	Active	18	0	0	0	0.00%	17		5		11	R	M,SC	24+	\$36.00	
1118	KENNARD	06/18/1973	Active	9	0	1	-1	-10.00%	8	11	2		None	R	P,M,VP,SC	24+		
1120	KILLEEN EVENING	11/11/1964	Active	19	1	0	1	5.56%	19		2			N	SC	0	\$450.00	
Exc Award (06/30/2016, 06/30/2018, 06/30/2020)																		
121362	Killeen Ladies	02/11/2014	Active(1)	5	0	1	-1	-16.67%	7	9	3		2		M,VP,SC	0	\$12.00	
1119	KILLEEN NOON	05/24/1950	Active	52	4	0	4	8.33%	49		1			N		0	\$96.00	
49757	KOSSE	07/05/1989	Active	18	0	0	0	0.00%	12		3			R	SC	6		
77837	LAMPASAS	11/28/2003	Active	14	0	0	0	0.00%	14		5				M,VP,SC	6	\$28.00	
1122	LOMETA	03/16/1945	Active(2)	19	0	6	-6	-24.00%	22	9	2		2	N	M,SC	24+		
1126	MARLIN	05/10/1935	Active(1)	15	0	7	-7	-31.82%	22	12	4		2	R	SC	24+	\$44.00	
1128	MC GREGOR	05/22/1952	Active(1)	19	3	3	0	0.00%	23	18	0		2	R	M,SC	10	\$38.00	
153113	McLennan County Lake Waco	12/12/2022	Active(3)	16	2	13	-11	-40.74%	21	2	4			IP	SC	N/R		
1129	MERIDIAN	06/04/1956	Active(1)	8	2	0	2	33.33%	7		4		2		VP,SC	5	\$12.00	
1130	MEXIA	11/05/1921	Active	21	0	0	0	0.00%	23		6			N	M,SC	24+	\$42.00	
134337	Nolanville Lions Clubs	04/30/2018	Active	17	4	6	-2	-10.53%	19	4	0		2	R	M,SC	6		
1132	OGLESBY	11/10/1949	Active(1)	30	3	0	3	11.11%	27		2			N	M,SC	24+	\$54.00	
1133	PALESTINE	07/06/1923	Active	39	10	1	9	30.00%	28	7	2			N		2		
1134	PALESTINE EVENING	10/24/1968	Active	8	0	0	0	0.00%	8		5		3		M,VP,SC	24+	\$16.00	
134105	Piney Woods	03/19/2018	Active	29	1	4	-3	-9.38%	31	2	3		2	R	M	0	\$164.00	
1135	RIESEL	03/11/1947	Active(1)	24	1	1	0	0.00%	24	6	2			N	M,SC	3		
1136	ROBINSON	06/16/1964	Active	5	0	0	0	0.00%	5		2		19	R	P,M,VP,SC	2	\$10.00	



Club Health Assessment for District 2 X3 through December 2024

Club Number	Club Name	Charter Date	Status	Membership							Reports					Finance	LCIF
				Current Member Count	YTD Members Added	YTD Members Dropped	YTD Net Growth	YTD Net Growth%	Member Count 12 Months Ago	Avg. length of service for dropped members	Months Since Last MMR ***	Yrs. Since Last Officer Report	President Rotation	Vice President Reported ****	Months Since Last Activity Report ***	Account Balance	Donations for current Fiscal Year
			Number of times on status quo within last two years	If below 15 members appears				If net loss is greater than 20% appears			If no report in 3 months appears	When more than one year appears in	Number of repeat terms	Notes the officers that do not have appears in an active	If no report at 12 months red		
122293	Robinson Area	05/27/2014	Active	25	8	23	-15	-37.50%	22	0	0			S,VP	0		
	Exc Award (06/30/2016, 06/30/2022, 06/30/2023)																
123172	Rosebud-Lott Area	09/22/2014	Active	11	0	0	0	0.00%	11		11		9	R M	0		\$22.00
30547	SALADO	04/11/1975	Active	59	0	1	-1	-1.67%	64	6	1			N M,SC	2		\$120.00
53343	TEMPLE BREAKFAST	06/23/1992	Active	29	2	1	1	3.57%	29	2	0		2	N T,M	0	90+ Days	
1138	TEMPLE FOUNDER	06/21/1917	Active	114	2	7	-5	-4.20%	102	18	0			N T	6	90+ Days	\$238.00
	Exc Award (06/30/2022)																
124895	Temple-Belton Ladies	05/19/2015	Active	16	3	0	3	23.08%	15		2			N M	1		\$698.00
	Exc Award (06/30/2020, 06/30/2021, 06/30/2023)																
41952	VALLEY MILLS	11/15/1982	Active(1)	14	0	0	0	0.00%	14		9		12	R S,M,SC	3		
1141	WACO FOUNDER, INC.	07/19/1916	Active	67	3	1	2	3.08%	64	7	1			N SC	1		\$130.00
120955	Waco Women's	12/13/2013	Active	18	5	4	1	5.88%	17	19	1			N M,SC	1		\$34.00
	Exc Award (06/30/2016, 06/30/2023)																
1145	WHITNEY	06/29/1931	Active(2)	26	20	6	14	116.67%	12	18	0			N S	2		

Clubs Cancelled Previous Fiscal Year – Clubs Cancelled within last 12 months may be reinstated

Club Number	Club Name	Charter Date	Current Status*	Cancellation Date
123700	China Spring-Bosqueville Area	11/25/2014	Cancelled(6*)	06/29/2024
84726	WACO HEART OF TEXAS	01/20/2005	Cancelled(8*)	08/29/2023

Current Total Clubs Count	YTD New Clubs Count	YTD Cancelled Clubs Count	YTD Net Club Gain	Current Total Members Count	YTD Add	YTD Drop	YTD Net Growth	YTD Net Growth %	Member Count 12 Months Ago	Average Member Count Per Club	% of Clubs with less than 20 members	% No MMR in 3 Months	% No Officer Report in 12 Months	% of Clubs with balance 90+ days	Number of Clubs in Status Quo	% Status Quo Clubs in Financial Suspension	Number of Cancelled Clubs	Average Cancelled Club Age	Members Lost Due to Cancellation	% of Clubs Cancelled for Non-Financial Reasons
50	1	0	1	1,332	124	146	-22	-1.62%	1,343	27	52%	34%	0%	10%	0	0%	0	0	0	0%

* - P - Priority Club. Cancellation Reasons: 1-Objectives/conduct, 2-Non-active club, 5-Non-existing club, 6-Disbanding, 7-Merger, 8-Financial Suspension, 9-District/Multiple District Dues.

** - Abbreviation: P-President, S-Secretary, T-Treasurer, M-Member Chairperson, VP-First Vice President, MC-Communications Chairperson, SC-Service Chairperson

*** - Abbreviation: N/R - Never reported using the Lions Clubs website, N/A - Not applicable, No password registered for the Lions Clubs website.

**** - Abbreviation: N - New, IP - Immediate Past, R - Repeat.



Club Health Assessment for District 2 A1 through December 2024

			Status	Membership							Reports					Finance		LCIF
Club Number	Club Name	Charter Date		Current Member Count	YTD Members Added	YTD Members Dropped	YTD Net Growth	YTD Net Growth%	Member Count 12 Months Ago	Avg. length of service for dropped members	Months Since Last MMR ***	Yrs. Since Last Officer Report	President Rotation	Vice President Reported ****	Months Since Last Activity Report ***	Account Balance	Donations for current Fiscal Year	
			Number of times on status quo within last two years	If below 15 members appears				If net loss is greater than 20% appears			If no report in 3 months appears in	When more than one year appears in	Number of repeat terms	Notes the officers that do not have an active	If no report at 12 months appears in red			
Clubs more than two years old																		
1147	BALLINGER	08/16/1928	Active	36	0	0	0	0.00%	45		2		2	M,VP,SC	24+	90+ Days		
31849	BALLINGER BREAKFAST	03/24/1976	Active	6	0	0	0	0.00%	6		8		18	M,VP,SC	24+			
1148	BANGS	12/04/1944	Cancelled(8*)	0	0	7	-7	-100.00%	7	15	0	1	None	P,S,T,M,VP SC	24+			
130483	Big Spring Centennial	03/17/2017	Active	9	0	1	-1	-10.00%	12	5	5		N	M,SC	13			
33071	BLANKET	12/21/1976	Active	10	0	0	0	0.00%	10		9	1	None	P,S,T,M,VP SC	24+			
1154	BRONTE EVENING	05/19/1966	Active	8	0	0	0	0.00%	8		6		6	R	S,M,VP,SC	24+		
1157	COAHOMA	09/28/1955	Active	20	1	3	-2	-9.09%	22	4	3		9	R	M,SC	24+		
1159	COLEMAN EVENING	03/19/1968	Active	19	2	6	-4	-17.39%	23	9	0		None	N	P,M,SC	2		
1160	COLORADO CITY	07/17/1922	Active	31	3	1	2	6.90%	27	59	3			N	SC	0		\$50.00
Exc Award (06/30/2024)																		
104952	CONCHO COUNTY	03/10/2009	Active(1)	9	0	0	0	0.00%	9		12	1	None	P,S,T,M,VP SC	24+	90+ Days		
1164	ELDORADO	05/18/1928	Active	12	0	0	0	0.00%	12		8			N	M,SC			7
32189	GARDEN CITY	05/11/1976	Active	12	0	0	0	0.00%	13		7		3	P,M,VP,SC	N/R			
1165	GOLDTHWAITE	05/13/1929	Active(1)	14	0	0	0	0.00%	18		2			M,VP,SC	13			
1167	JUNCTION	01/25/1945	Active	12	0	0	0	0.00%	13		10		None	P,T,M,VP,SC	18			
1169	KINGSLAND	01/19/1961	Active	52	0	4	-4	-7.14%	65	16	1			M,VP,SC	9			
39022	LAKE BROWNWOOD L C	11/17/1980	Cancelled(6*)	0	0	4	-4	-100.00%	4	12	1		5	T,VP,SC	24+			
1170	LLANO	04/01/1935	Active	45	1	7	-6	-11.76%	50	24	0			T,M,VP,SC	24+			
1173	MASON	02/10/1942	Active	58	5	3	2	3.57%	55	8	0			M,VP,SC	24+			
41655	MERTZON IRION COUNTY	06/29/1982	Active	11	0	0	0	0.00%	10		6		10	T,M,VP,SC	N/R			
1175	MIDLAND DOWNTOWN	04/09/1928	Active	28	0	3	-3	-9.68%	32	11	1			M,VP,SC	2	\$60.00		
42512	MIDLAND NORTHSIDE	04/26/1983	Active	18	0	0	0	0.00%	18		5		2	N	M,SC	24+		
1180	MIDLAND TALL CITY	11/30/1971	Active	10	0	0	0	0.00%	9		6		4	S,M,VP,SC	2	90+ Days	\$300.00	
1181	MIDLAND WEST SIDE	12/10/1953	Active	47	1	3	-2	-4.08%	52	16	0		2	R	SC			2



Club Health Assessment for District 2 A1 through December 2024

			Status	Membership							Reports					Finance		LCIF
Club Number	Club Name	Charter Date		Current Member Count	YTD Members Added	YTD Members Dropped	YTD Net Growth	YTD Net Growth%	Member Count 12 Months Ago	Avg. length of service for dropped members	Months Since Last MMR ***	Yrs. Since Last Officer Report	President Rotation	Vice President Reported ****	Months Since Last Activity Report ***	Account Balance	Donations for current Fiscal Year	
			Number of times on status quo within last two years	If below 15 members appears					If net loss is greater than 20% appears			If no report in 3 months appears in	When more than one year appears in	Number of repeat terms	Notes the officers that do not have an active	If no report at 12 months appears in red		
Exc Award (06/30/2018, 06/30/2021, 06/30/2023)																		
1182	MILES	10/15/1948	Active	17	1	0	1	6.25%	14		2	1	None	P,S,T,M,VP SC	N/R			
1188	REAGAN COUNTY	06/23/1941	Active	17	0	0	0	0.00%	17		16	1	None	P,S,T,M,VP SC	N/R			
125959	Roscoe	10/13/2015	Cancelled(6*)	0	0	19	-19	-100.00%	19	8	1	1	None	P,S,T,M,VP SC	24+			
1190	ROWENA	10/28/1948	Active	23	0	0	0	0.00%	23		4		None	P,T,M,VP,SC	N/R			
52945	SAN ANGELO CONCHO PEARL	04/23/1992	Active	30	1	1	0	0.00%	28	22	1			N	SC	0	\$62.00	
Exc Award (06/30/2018, 06/30/2023)																		
1191	SAN ANGELO DOWNTOWN	09/06/1923	Active	89	10	5	5	5.95%	85	4	0			N	SC	1		
Exc Award (06/30/2023)																		
1192	SAN ANGELO EAST ANGELO	01/06/1958	Active	91	9	2	7	8.33%	88	2	0			N	SC	6		
Exc Award (06/30/2023)																		
119252	SAN ANGELO LADY LIONS	04/29/2013	Active	20	4	1	3	17.65%	17	6	2			R	M,SC	6		
Exc Award (06/30/2018)																		
133959	San Angelo Lighthouse	03/07/2018	Active	16	0	2	-2	-11.11%	18	2	2		3		S,T,M,VP,SC	24+		
1194	SAN ANGELO NORTH BY NORTHWEST	06/30/1972	Cancelled(6*)	0	0	9	-9	-100.00%	11	31	0		None	P,S,T,M,VP SC	5			
1195	SAN ANGELO SOUTHSIDE	01/29/1960	Active(1)	18	0	0	0	0.00%	18		2		4	R	T,M,VP,SC	24+		
1202	SONORA	05/09/1928	Active	31	3	2	1	3.33%	29	7	0				M,VP,SC	N/R		
1205	STERLING CITY	03/28/1929	Active(1)	10	0	0	0	0.00%	10		0	1	None	P,S,T,M,VP SC	24+			
1206	SWEETWATER	09/16/1929	Active	59	2	1	1	1.72%	65	2	0				M,VP,SC	9	\$116.00	
1210	WINTERS	05/23/1924	Active	11	0	0	0	0.00%	12		7		2		P,T,M,VP,SC	7		

Clubs Cancelled Previous Fiscal Year – Clubs Cancelled within last 12 months may be reinstated

Club Number	Club Name	Charter Date	Current Status*	Cancellation Date
110125	CONCHO VALLEY LAW ENFORCEMENT	01/14/2011	Cancelled(6*)	06/29/2024



Club Health Assessment for District 2 A1 through December 2024

						Membership							Reports					Finance		LCIF
Club Number	Club Name	Charter Date																		
			Status	Current Member Count	YTD Members Added	YTD Members Dropped	YTD Net Growth	YTD Net Growth%	Member Count 12 Months Ago	Avg. length of service for dropped members	Months Since Last MMR ***	Yrs. Since Last Officer Report	President Rotation	Vice President Reported ****	Months Since Last Activity Report ***	Account Balance	Donations for current Fiscal Year			
			Number of times on status quo within last two years	If below 15 members appears				If net loss is greater than 20% appears			If no report in 3 months appears in	When more than one year appears in	Number of repeat terms		Notes the officers that do not have an active	If no report at 12 months appears in red				
Current Total Clubs Count	YTD New Clubs Count	YTD Cancelled Clubs Count	YTD Net Club Gain	Current Total Members Count	YTD Add	YTD Drop	YTD Net Growth	YTD Net Growth %	Member Count 12 Months Ago	Average Member Count Per Club	% of Clubs with less than 20 members	% No MMR in 3 Months	% No Officer Report in 12 Months	% of Clubs with balance 90+ days	Number of Clubs in Status Quo	% Status Quo Clubs in Financial Suspension	Number of Cancelled Clubs	Average Cancelled Club Age	Members Lost Due to Cancellation	% of Clubs Cancelled for Non-Financial Reasons
34	0	4	-4	899	43	84	-41	-4.36%	974	26	56%	47%	15%	3%	0	0%	4	50	39	75%

* - P - Priority Club. Cancellation Reasons: 1-Objectives/conduct, 2-Non-active club, 5-Non-existing club, 6-Disbanding, 7-Merger, 8-Financial Suspension, 9-District/Multiple District Dues.
** - Abbreviation: P-President, S-Secretary, T-Treasurer, M-Member Chairperson, VP-First Vice President, MC-Communications Chairperson, SC-Service Chairperson
*** - Abbreviation: N/R - Never reported using the Lions Clubs website, N/A - Not applicable, No password registered for the Lions Clubs website.
**** - Abbreviation: N - New, IP - Immediate Past, R - Repeat.



Club Health Assessment for District 2 A2 through December 2024

			Status		Membership						Reports					Finance		LCIF
Club Number	Club Name	Charter Date		Current Member Count	YTD Members Added	YTD Members Dropped	YTD Net Growth	YTD Net Growth%	Member Count 12 Months Ago	Avg. length of service for dropped members	Months Since Last MMR ***	Yrs. Since Last Officer Report	President Rotation	Vice President Reported ****	Months Since Last Activity Report ***	Account Balance	Donations for current Fiscal Year	
			Number of times on status quo within last two years	If below 15 members appears				If net loss is greater than 20% appears			If no report in 3 months appears in	When more than one year appears in	Number of repeat terms	Notes the officers that do not have an active	If no report at 12 months appears in red			
Clubs less than two years old																		
157446	Del Rio Amistad	04/04/2024	Active	25	13	4	9	56.25%	0	1	0		2	M,VP,SC	3			
171394	Del Rio Lady Educators	05/21/2024	Active	47	7	17	-10	-17.54%	0	0	0		2	N	2			
179000	San Antonio Autism	10/04/2024	Newly Chartered	23	23	0	23	100.00%	0		0			N	SC	N/R		
155721	San Antonio Yellow Rose	09/20/2023	Active	11	1	0	1	10.00%	21		4		2	N	M,SC	9	90+ Days	
Clubs more than two years old																		
134554	Bandera	05/10/2018	Active	18	1	2	-1	-5.26%	17	2	0			N	M,SC	13		
41774	BEXAR CNTY CHINA GROVE AREA	08/11/1982	Active	27	0	0	0	0.00%	27		4		7	R	M,SC	10		
124884	Boerne	05/21/2015	Active	7	1	0	1	16.67%	6		3		9		M,VP,SC	17		
1215	BRUNI	03/24/1950	Active	19	0	0	0	0.00%	19		4		3	R	M,SC	20		
1216	CARRIZO SPRINGS	03/07/1940	Active	7	0	0	0	0.00%	8		4		9		S,T,M,VP,SC	24+		
120433	Castroville	09/27/2013	Active(2)	1	0	0	0	0.00%	1		13	1	None		P,S,T,M,VP SC	N/R		
1218	CENTER POINT	04/14/1949	Active	20	0	0	0	0.00%	20		26	1	None		P,S,T,M,VP SC	19		
1219	COMFORT	10/06/1949	Active	15	0	1	-1	-6.25%	16	13	2			R	T,SC	20		
Exc Award (06/30/2018)																		
1223	CONVERSE	03/11/1949	Active	21	0	5	-5	-19.23%	26	11	2		2	N	SC	2		
1222	CRYSTAL CITY	03/05/1951	Active	12	0	0	0	0.00%	12		4		10	R	S,T,M,VP,SC	24+		
1224	DEL RIO HOST	03/05/1928	Active	59	7	4	3	5.36%	65	10	0			N	T,SC	0	\$66.00	
Exc Award (06/30/2017)																		
1225	DEL RIO SAN FELIPE	04/22/1949	Active	85	7	5	2	2.41%	79	11	0			N	M,SC	0	\$788.95	
Exc Award (06/30/2023, 06/30/2024)																		
1226	DEVINE	04/24/1952	Active	40	1	3	-2	-4.76%	42	16	2		22	R	T,M,VP,SC	0		
1227	DHANIS	11/23/1948	Active	29	0	0	0	0.00%	29		10	1	None		P,S,T,M,VP SC	N/R		
50526	EAGLE PASS BORDER	05/10/1990	Active	26	3	2	1	4.00%	26	2	0			N	M,SC	12		
Exc Award (06/30/2023)																		



Club Health Assessment for District 2 A2 through December 2024

Club Number	Club Name	Charter Date	Status	Membership							Reports					Finance	LCIF
				Current Member Count	YTD Members Added	YTD Members Dropped	YTD Net Growth	YTD Net Growth%	Member Count 12 Months Ago	Avg. length of service for dropped members	Months Since Last MMR ***	Yrs. Since Last Officer Report	President Rotation	Vice President Reported ****	Months Since Last Activity Report ***	Account Balance	Donations for current Fiscal Year
			Number of times on status quo within last two years	If below 15 members appears				If net loss is greater than 20% appears			If no report in 3 months appears	When more than one year appears in	Number of repeat terms	Notes the officers that do not have an active	If no report at 12 months appears in red		
1230	EAGLE PASS EVENING	10/21/1969	Active	54	1	1	0	0.00%	61	31	2			M,VP,SC	20		
	Exc Award (06/30/2023)																
1232	FLORESVILLE	10/19/1944	Active	48	5	1	4	9.09%	45	0	1		2	R M	2		
	Exc Award (06/30/2019, 06/30/2024, 07/30/20																
1233	FREDERICKSBURG	07/08/1929	Active	16	0	0	0	0.00%	16		8			N M,VP,SC	1		
1234	GEORGE WEST	06/28/1948	Active	16	0	2	-2	-11.11%	19	24	1		3	R SC	24+		
1236	HELOTES	07/28/1950	Active	31	2	2	0	0.00%	31	0	2		3	R P,M	24+		
	Exc Award (06/30/2022)																
1237	HONDO	03/06/1940	Active	28	0	1	-1	-3.45%	30	1	3		4	M,VP,SC	24+		
1241	KERRVILLE HEART O'THE HILLS	04/24/1967	Active	3	1	0	1	50.00%	4		5		2	M,VP,SC	5		
1240	KERRVILLE HOST	09/24/1946	Active	47	4	9	-5	-9.62%	51	5	2			VP,SC	0		
	Exc Award (06/30/2022, 06/30/2023, 06/30/20																
45052	KERRVILLE SUNRISE	06/28/1985	Active	8	0	0	0	0.00%	8		6		5	M,VP,SC	17		
1247	LA VERNIA	04/13/1971	Active	41	0	1	-1	-2.38%	42	2	3		3	R	14		
	Exc Award (06/30/2023, 06/30/2024)																
1248	LEAKEY	03/11/1948	Active	34	1	6	-5	-12.82%	43	6	1		2	R	6		
32878	PEARSALL	10/29/1976	Active	6	0	0	0	0.00%	6		7		8	P,T,M,VP,SC	24+		
1251	PLEASANTON	05/19/1948	Active	17	3	0	3	21.43%	14		3			N SC	24+	90+ Days	
1252	POTEET	01/15/1970	Active	131	0	0	0	0.00%	120		4			R S,VP,SC	24+		
50070	SABINAL	12/30/1989	Active(2)	10	0	0	0	0.00%	10		4		3	R S,T,M,SC	24+		\$400.00
39336	SAN ANTONIO ALAMO CITY	01/31/1981	Active	11	0	0	0	0.00%	11		4		13	M,VP,SC	24+		\$11.00
1258	SAN ANTONIO ALAMO HEIGHTS	10/25/1940	Active	14	0	1	-1	-6.67%	20	43	4		4	R M,SC	24+		
	Exc Award (06/30/2019, 06/30/2021)																
55869	SAN ANTONIO ALAMO POSTAL	06/22/1994	Active	4	0	1	-1	-20.00%	5	21	0		None	P,T,M,VP,SC	N/R		
103855	SAN ANTONIO ALAMO RANCH	10/23/2008	Active	21	3	9	-6	-22.22%	28	6	0			N M,SC	16		
106212	SAN ANTONIO AREA FAMILY	08/06/2009	Active	19	0	3	-3	-13.64%	19	12	2		2	M,VP,SC	11		



Club Health Assessment for District 2 A2 through December 2024

			Status	Membership						Reports					Finance		LCIF
Club Number	Club Name	Charter Date		Current Member Count	YTD Members Added	YTD Members Dropped	YTD Net Growth	YTD Net Growth%	Member Count 12 Months Ago	Avg. length of service for dropped members	Months Since Last MMR ***	Yrs. Since Last Officer Report	President Rotation	Vice President Reported ****	Months Since Last Activity Report ***	Account Balance	Donations for current Fiscal Year
			Number of times on status quo within last two years	If below 15 members appears				If net loss is greater than 20% appears			If no report in 3 months appears in	When more than one year appears in	Number of repeat terms	Notes the officers that do not have an active	If no report at 12 months appears in red		
Exc Award (06/30/2018)																	
123307	San Antonio Bexar Necessities	10/08/2014	Active	14	0	2	-2	-12.50%	16	2	5		3	VP	5		
Exc Award (06/30/2023, 06/30/2024)																	
1257	SAN ANTONIO CENTRAL PARK	05/23/1969	Active	22	2	0	2	10.00%	23		0		2	R	0		\$2,100.00
34603	SAN ANTONIO EDGEWOOD	11/07/1977	Active	83	6	4	2	2.47%	81	10	2			N	M,SC	0	
Exc Award (06/30/2017, 06/30/2019, 06/30/2020)																	
106251	SAN ANTONIO FIRST LADIES	08/12/2009	Active	5	0	1	-1	-16.67%	8	15	3		6	R	M,SC	23	
Exc Award (06/30/2017)																	
1256	SAN ANTONIO FOUNDER	01/17/1919	Active	48	4	0	4	9.09%	44		0			N	VP	0	\$200.00
Exc Award (06/30/2019)																	
125103	San Antonio Guide Dogs of Texas	06/18/2015	Active	5	0	6	-6	-54.55%	11	7	0		5	R	S,M,SC	24+	
1263	SAN ANTONIO HARLANDALE	03/23/1942	P- Active	0	0	0	0	0.00%	0		42	1	None		P,S,T,M,VP SC	N/R	
1266	SAN ANTONIO HIGHLAND HILLS	10/16/1956	Active(1)	7	0	0	0	0.00%	10		9		5	N	M,SC	24+	
Exc Award (06/30/2022)																	
111410	SAN ANTONIO LIGHTHOUSE	06/20/2011	Active	8	0	1	-1	-11.11%	10	10	3		5	N	SC	20	
38415	SAN ANTONIO NORTH S A HILLS	05/13/1980	Active	26	2	0	2	8.33%	25		3			N	SC	24	
1268	SAN ANTONIO NORTHSIDE	11/05/1956	Active	31	0	2	-2	-6.06%	35	27	3			N	SC	6	
1269	SAN ANTONIO NORTHWEST	03/22/1951	Active	13	1	2	-1	-7.14%	14	13	5			N	M,SC	24+	
Exc Award (06/30/2018, 06/30/2024)																	
82366	SAN ANTONIO REGION 20	05/18/2004	Active	15	0	0	0	0.00%	14		4		5	R		4	\$75.00
Exc Award (06/30/2024)																	
116846	SAN ANTONIO UNIVERSITY OF INCARNATE WORD	05/14/2012	Active	5	0	0	0	0.00%	5		12			R	M,SC	13	
1273	SAN ANTONIO WEST SIDE	07/17/1951	Active	17	0	0	0	0.00%	18		4		5	R	M,SC	0	
Exc Award (06/30/2017)																	
31779	SAN ANTONIO WINDCREST	03/02/1976	Active	29	2	2	0	0.00%	31	5	1			N	M	3	
Exc Award (06/30/2018, 06/30/2023)																	
119413	STOCKDALE	05/21/2013	Active(3)	3	0	1	-1	-25.00%	5	10	1		4		M,VP,SC	24+	



Club Health Assessment for District 2 A2 through December 2024

INTERNATIONAL

Club Number	Club Name	Charter Date	Status	Membership							Reports					Finance	LCIF
				Current Member Count	YTD Members Added	YTD Members Dropped	YTD Net Growth	YTD Net Growth%	Member Count 12 Months Ago	Avg. length of service for dropped members	Months Since Last MMR ***	Yrs. Since Last Officer Report	President Rotation	Vice President Reported ****	Months Since Last Activity Report ***	Account Balance	Donations for current Fiscal Year
			Number of times on status quo within last two years	If below 15 members appears				If net loss is greater than 20% appears			If no report in 3 months appears in	When more than one year appears in	Number of repeat terms	Notes the officers that do not have an active	If no report at 12 months appears in red		
1276	TILDEN	07/13/1948	Active	20	0	0	0	0.00%	21		4		3	R	P,VP,SC	N/R	
1278	UTOPIA	03/19/1948	Active	2	0	2	-2	-50.00%	4	3	1		6		T,M,VP,SC	13	
1279	UVALDE	06/30/1928	Active	24	4	0	4	20.00%	19		2				P,M,VP,SC	2	

Clubs Cancelled Previous Fiscal Year – Clubs Cancelled within last 12 months may be reinstated

Club Number	Club Name	Charter Date	Current Status*	Cancellation Date
1214	BRACKETTVILLE	01/11/1954	Cancelled(6*)	04/29/2024
1245	LAREDO NOON HOST	03/03/1922	Cancelled(8*)	06/29/2024
1274	SOMERSET	08/12/1948	Cancelled(6*)	11/29/2023
127525	Universal City	05/13/2016	Cancelled(6*)	09/29/2023

Current Total Clubs Count	YTD New Clubs Count	YTD Cancelled Clubs Count	YTD Net Club Gain	Current Total Members Count	YTD Add	YTD Drop	YTD Net Growth	YTD Net Growth %	Member Count 12 Months Ago	Average Member Count Per Club	% of Clubs with less than 20 members	% No MMR in 3 Months	% No Officer Report in 12 Months	% of Clubs with balance 90+ days	Number of Clubs in Status Quo	% Status Quo Clubs in Financial Suspension	Number of Cancelled Clubs	Average Cancelled Club Age	Members Lost Due to Cancellation	% of Clubs Cancelled for Non-Financial Reasons
59	1	0	1	1,428	105	103	2	0.14%	1,391	24	53%	54%	7%	3%	0	0%	0	0	0	0%

* - P - Priority Club. Cancellation Reasons: 1-Objectives/conduct, 2-Non-active club, 5-Non-existing club, 6-Disbanding, 7-Merger, 8-Financial Suspension, 9-District/Multiple District Dues.

** - Abbreviation: P-President, S-Secretary, T-Treasurer, M-Member Chairperson, VP-First Vice President, MC-Communications Chairperson, SC-Service Chairperson

*** - Abbreviation: N/R - Never reported using the Lions Clubs website, N/A - Not applicable, No password registered for the Lions Clubs website.

**** - Abbreviation: N - New, IP - Immediate Past, R - Repeat.



Club Health Assessment for District 2 A3 through December 2024

			Status	Membership							Reports					Finance	LCIF
Club Number	Club Name	Charter Date		Current Member Count	YTD Members Added	YTD Members Dropped	YTD Net Growth	YTD Net Growth%	Member Count 12 Months Ago	Avg. length of service for dropped members	Months Since Last MMR ***	Yrs. Since Last Officer Report	President Rotation	Vice President Reported ****	Months Since Last Activity Report ***	Account Balance	Donations for current Fiscal Year
			Number of times on status quo within last two years	If below 15 members appears				If net loss is greater than 20% appears			If no report in 3 months appears in	When more than one year appears in	Number of repeat terms	Notes the officers that do not have an active	If no report at 12 months red		
Clubs more than two years old																	
124744	Alamo	04/24/2015	Active	22	0	0	0	0.00%	19		3			R	SC	19	
Exc Award (06/30/2020)																	
1282	ALICE	01/28/1924	Active(1)	7	0	0	0	0.00%	7		15	1	None		P,S,T,M,VP SC	24+	
82734	ALTON	06/23/2004	Active	12	0	2	-2	-14.29%	14	18	4		12	R	M,VP,SC	24+	
140729	Aransas County Womens	01/14/2020	Active	29	1	2	-1	-3.33%	32	1	0			N		1	\$50.00
Exc Award (06/30/2021, 06/30/2022)																	
1284	ARANSAS PASS	11/19/1928	Active	15	5	0	5	50.00%	11		2			N	M,SC	4	\$500.00
Exc Award (06/30/2020)																	
56242	BROWNSVILLE BORDER	11/16/1994	Active	30	0	0	0	0.00%	30		9		3	R	M,VP,SC	24+	
1287	BROWNSVILLE DOWNTOWN	07/29/1927	Active	29	0	2	-2	-6.45%	31	9	1		3	N	M,SC	3	
1288	BROWNSVILLE NITE LIONS	09/17/1970	Active	26	2	0	2	8.33%	22		1		2	R		15	\$500.00
Exc Award (06/30/2018, 06/30/2019, 06/30/20																	
1289	BROWNSVILLE WEST BROWNSVILLE	11/11/1948	Active	33	0	3	-3	-8.33%	35	4	0			N		1	
Exc Award (06/30/2018, 06/30/2019, 06/30/20																	
1292	CORPUS CHRISTI DOWNTOWN	12/18/1923	Active(2)	16	7	1	6	60.00%	22	3	1		5		VP	3	90+ Days
51020	CORPUS CHRISTI INDUSTRIAL NOON	10/24/1990	Active(1)	5	0	0	0	0.00%	5		18	1	None		P,S,T,M,VP SC	24+	
120592	Corpus Christi Women	10/31/2013	Active	11	0	0	0	0.00%	15		6				M,VP,SC	15	
Exc Award (06/30/2022)																	
1297	DONNA	02/15/1938	Active	38	4	2	2	5.56%	30	21	1			R	M,SC	9	
Exc Award (06/30/2021, 06/30/2023)																	
1298	EDINBURG	11/07/1938	Active	34	3	0	3	9.68%	34		2		2		M,VP,SC	2	\$150.00
Exc Award (06/30/2016, 06/30/2020, 06/30/20																	
59169	EDINBURG EARLY RISERS	02/26/1997	Active	14	1	1	0	0.00%	17	2	2			IP	M,SC	1	
1304	HARLINGEN	08/09/1927	Active	20	0	0	0	0.00%	21		5			IP		4	
Exc Award (06/30/2020, 06/30/2021)																	
51076	HARLINGEN AMIGAS	11/27/1990	Active(1)	17	2	2	0	0.00%	15	15	0		4	N	SC	3	



Club Health Assessment for District 2 A3 through December 2024

			Status	Membership							Reports					Finance	LCIF
Club Number	Club Name	Charter Date		Current Member Count	YTD Members Added	YTD Members Dropped	YTD Net Growth	YTD Net Growth%	Member Count 12 Months Ago	Avg. length of service for dropped members	Months Since Last MMR ***	Yrs. Since Last Officer Report	President Rotation	Vice President Reported ****	Months Since Last Activity Report ***	Account Balance	Donations for current Fiscal Year
			Number of times on status quo within last two years	If below 15 members appears				If net loss is greater than 20% appears			If no report in 3 months appears in	When more than one year appears in	Number of repeat terms	Notes the officers that do not have an active	If no report at 12 months appears in red		
Exc Award (06/30/2017, 06/30/2019, 06/30/2020)																	
1305	HARLINGEN DAWN BREAKERS	04/10/1973	Active	15	0	1	-1	-6.25%	16	5	3			IP	21		
Exc Award (06/30/2019)																	
53198	HIDALGO	06/04/1992	Active(1)	17	1	3	-2	-10.53%	19	6	1			S,VP,SC	24+		
Exc Award (06/30/2021, 06/30/2023)																	
146825	Ingleside North Bay	06/18/2021	Active	4	0	0	0	0.00%	4		11		6	T,M,VP,SC	14		
1309	INTERNATIONAL	04/09/1962	Active	23	1	2	-1	-4.17%	18	5	0		3	R M,SC	9		
Exc Award (06/30/2019, 06/30/2020)																	
1310	KINGSVILLE	06/25/1929	Active	40	3	0	3	8.11%	37		0			N SC	1		
Exc Award (06/30/2016, 06/30/2023, 06/30/2024)																	
41818	LA FERIA	09/28/1982	Active(1)	10	0	0	0	0.00%	0		6		None	P,S,T,M,VP SC	24+		
57581	LA JOYA	12/05/1995	Active(1)	26	0	0	0	0.00%	30		1		None	P,M,VP,SC	24+		
Exc Award (06/30/2019, 06/30/2020, 06/30/2024)																	
1313	LOS FRESNOS	12/02/1947	Active	10	1	1	0	0.00%	16	2	0			IP M,SC	2		
Exc Award (06/30/2023)																	
1315	MC ALLEN	10/25/1923	Active	24	0	0	0	0.00%	24		18	1	None	P,S,T,M,VP SC	24+		
1316	MC ALLEN EVENING	10/30/1973	Active(1)	12	0	0	0	0.00%	14		6		None	P,M,VP,SC	24+		
1317	MC ALLEN PALM CITY	02/28/1969	Active	21	2	1	1	5.00%	19	11	0		2	R SC	6	90+ Days	\$200.00
Exc Award (06/30/2023, 06/30/2024)																	
1318	MERCEDES	03/31/1949	Active	25	2	0	2	8.70%	24		3		3	N	1		
Exc Award (06/30/2019, 06/30/2021)																	
1319	MISSION	04/28/1926	Active	53	4	6	-2	-3.64%	58	3	0			N T	24+		
125248	Mission Sunset	06/24/2015	Active	9	0	3	-3	-25.00%	12	6	3			R M,VP,SC	13		
128063	Odem Area	06/23/2016	Active	16	3	0	3	23.08%	13		1		8	R M,SC	1		\$100.00
Exc Award (06/30/2019, 06/30/2020, 06/30/2024)																	
133549	Pharr Centennial	01/04/2018	Active(1)	15	1	0	1	7.14%	16		5		2	N M,SC	13		
Exc Award (06/30/2021, 06/30/2022, 06/30/2024)																	
1326	PORTLAND	02/15/1965	Active	12	0	2	-2	-14.29%	12	1	0			N	24+		



Club Health Assessment for District 2 A3 through December 2024

			Status	Membership							Reports					Finance		LCIF
Club Number	Club Name	Charter Date		Current Member Count	YTD Members Added	YTD Members Dropped	YTD Net Growth	YTD Net Growth%	Member Count 12 Months Ago	Avg. length of service for dropped members	Months Since Last MMR ***	Yrs. Since Last Officer Report	President Rotation	Vice President Reported ****	Months Since Last Activity Report ***	Account Balance	Donations for current Fiscal Year	
			Number of times on status quo within last two years	If below 15 members appears				If net loss is greater than 20% appears			If no report in 3 months appears in	When more than one year appears in	Number of repeat terms		Notes the officers that do not have an active	If no report at 12 months appears in red		
Exc Award (06/30/2020)																		
53033	PORTLAND NORTH BAY	05/04/1992	Active	30	1	4	-3	-9.09%	31	14	0			N	M,SC	0		
Exc Award (06/30/2017, 06/30/2018, 06/30/2020)																		
1327	PREMONT	04/10/1947	Active	10	0	1	-1	-9.09%	12	8	0		5	R	M,SC	9		
1328	RAYMONDVILLE	10/07/1944	Active	17	1	0	1	6.25%	16		2			N	P,M,SC	24+		
1329	RIO GRANDE CITY	12/03/1953	Active	24	0	0	0	0.00%	25		6				M,VP,SC	0		
1332	ROCKPORT	03/02/1950	Active	27	0	4	-4	-12.90%	27	9	0			N	SC	0		\$2,000.00
Exc Award (06/30/2021)																		
106809	ROMA	11/04/2009	Active	10	0	0	0	0.00%	10		18	1	None		P,S,T,M,VP SC	24+		
1334	SAN BENITO	08/23/1927	Active	29	1	0	1	3.57%	25		3		6	R		0		\$300.00
Exc Award (06/30/2022, 06/30/2023, 06/30/2020)																		
126965	San Juan Community	03/08/2016	Active	21	6	23	-17	-44.74%	33	2	0			N	SC	2		\$240.00
Exc Award (06/30/2023, 06/30/2024)																		
1340	SINTON	12/20/1960	Active	6	0	0	0	0.00%	6		10	1	None		P,S,T,M,VP SC	24+		
55781	SINTON NITE	06/01/1994	Active	11	0	0	0	0.00%	16		4			N		4		
Exc Award (06/30/2019, 06/30/2021, 06/30/2020)																		
1343	WESLACO	11/25/1927	Active	68	1	4	-3	-4.23%	73	9	0		2		VP	2		
Exc Award (06/30/2023, 06/30/2024)																		
1344	WESLACO MID-VALLEY	11/19/1970	Active(1)	46	4	0	4	9.52%	38		3		2	R	M,SC	1	90+ Days	
1345	ZAPATA	05/04/1954	Active	41	4	0	4	10.81%	39		1			N		1		
Exc Award (06/30/2017, 06/30/2019, 06/30/2020)																		

Clubs Cancelled Previous Fiscal Year – Clubs Cancelled within last 12 months may be reinstated

Club Number	Club Name	Charter Date	Current Status*	Cancellation Date
1283	ALICE EVENING	06/25/1971	Cancelled(8*)	01/29/2024



Club Health Assessment for District 2 A3 through December 2024

Club Number			Club Name			Charter Date			Status						Membership						Reports						Finance		LCIF
									Current Member Count	YTD Members Added	YTD Members Dropped	YTD Net Growth	YTD Net Growth%	Member Count 12 Months Ago	Avg. length of service for dropped members	Months Since Last MMR ***	Yrs. Since Last Officer Report	President Rotation	Vice President Reported ****	Months Since Last Activity Report ***	Account Balance	Donations for current Fiscal Year							
									Number of times on status quo within last two years	If below 15 members appears			If net loss is greater than 20% appears			If no report in 3 months appears in			When more than one year appears in	Number of repeat terms	Notes the officers that do not have an active			If no report at 12 months appears in red					
Current Total Clubs Count	YTD New Clubs Count	YTD Cancelled Clubs Count	YTD Net Club Gain	Current Total Members Count	YTD Add	YTD Drop	YTD Net Growth	YTD Net Growth %	Member Count 12 Months Ago	Average Member Count Per Club	% of Clubs with less than 20 members	% No MMR in 3 Months	% No Officer Report in 12 Months	% of Clubs with balance 90+ days	Number of Clubs in Status Quo	% Status Quo Clubs in Financial Suspension	Number of Cancelled Clubs	Average Cancelled Club Age	Members Lost Due to Cancellation	% of Clubs Cancelled for Non-Financial Reasons									
47	0	0	0	1,030	61	70	-9	-0.87%	1,043	22	49%	45%	11%	6%	0	0%	0	0	0	0%									

* - P - Priority Club. Cancellation Reasons: 1-Objectives/conduct, 2-Non-active club, 5-Non-existing club, 6-Disbanding, 7-Merger, 8-Financial Suspension, 9-District/Multiple District Dues.

** - Abbreviation: P-President, S-Secretary, T-Treasurer, M-Member Chairperson, VP-First Vice President, MC-Communications Chairperson, SC-Service Chairperson

*** - Abbreviation: N/R - Never reported using the Lions Clubs website, N/A - Not applicable, No password registered for the Lions Clubs website.

**** - Abbreviation: N - New, IP - Immediate Past, R - Repeat.



Club Health Assessment for District 2 S1 through December 2024

			Status	Membership							Reports					Finance		LCIF
Club Number	Club Name	Charter Date		Current Member Count	YTD Members Added	YTD Members Dropped	YTD Net Growth	YTD Net Growth%	Member Count 12 Months Ago	Avg. length of service for dropped members	Months Since Last MMR ***	Yrs. Since Last Officer Report	President Rotation	Vice President Reported ****	Months Since Last Activity Report ***	Account Balance	Donations for current Fiscal Year	
			Number of times on status quo within last two years	If below 15 members appears				If net loss is greater than 20% appears			If no report in 3 months appears in	When more than one year appears in	Number of repeat terms	Notes the officers that do not have an active	If no report at 12 months appears in red			
Clubs more than two years old																		
1346	ALTO	04/26/1935	Active(1)	16	0	1	-1	-5.88%	17	12	4			R	SC	24+		
1349	BEAUMONT BREAKFAST	03/09/1967	Active	5	0	0	0	0.00%	5		2		8	R	M,SC	0		
Exc Award (06/30/2017, 06/30/2018, 06/30/20																		
1348	BEAUMONT FOUNDERS	09/06/1916	Active	18	0	1	-1	-5.26%	20	38	4		2		M,VP,SC	24+	\$10,000.00	
Exc Award (06/30/2021, 06/30/2022)																		
1355	BECKVILLE	04/17/1956	Active	8	0	0	0	0.00%	10		6		20	R	P,M,VP,SC	24+		
1356	BRIDGE CITY	11/30/1945	Active	21	10	1	9	75.00%	8	0	0			R	M,SC	16		
Exc Award (06/30/2020, 06/30/2022, 06/30/20																		
140905	Broaddus on Sam Rayburn	02/10/2020	Active	11	0	0	0	0.00%	13		3			N	M	0		
1357	BUNA	06/24/1949	Active	14	0	0	0	0.00%	14		9		3	R	M,SC	9		
97260	BURKEVILLE TOLEDO BEND	06/05/2006	Active	23	0	0	0	0.00%	23		12		6	N	S,M,SC	24+		
1358	CARTHAGE	06/13/1935	Active	57	0	3	-3	-5.00%	65	11	0			N	VP,SC	12		
Exc Award (06/30/2023)																		
1360	CENTER NOON	04/13/1947	Active	54	0	0	0	0.00%	54		8			N	M,VP,SC	24+		
1363	CHESTER	07/05/1949	Active	27	1	0	1	3.85%	24		5		2	R	M	0	\$20.00	
1364	CORRIGAN	10/14/1937	Active	13	0	2	-2	-13.33%	15	11	3		4	R	M,SC	6		
1365	CUSHING	10/28/1940	Active(1)	21	5	2	3	16.67%	19	3	2			N	P,M,VP,SC	N/R		
127354	Diboll Area	06/01/2016	Active	11	0	0	0	0.00%	12		6	1	None		P,S,T,M,VP SC	24+		
Exc Award (06/30/2020)																		
1368	DICK DOWLING	11/28/1939	Active	19	7	0	7	58.33%	15		2		5		M,VP,SC	24+		
1371	GARRISON	03/23/1945	Active	13	0	1	-1	-7.14%	14	37	1		4		M,VP,SC	0		
Exc Award (06/30/2018)																		
1445	GROVETON	01/28/1947	Active	24	0	0	0	0.00%	28		8			R	M,SC	2		
1374	HEMPHILL	04/26/1950	Active	40	5	3	2	5.26%	46	5	0		2	N		9		
1379	JACKSONVILLE	08/27/1939	Active(1)	29	2	0	2	7.41%	30		2		None		P,T,M,VP,SC	24		
1381	JASPER	05/19/1938	Active(1)	37	7	2	5	15.63%	35	8	0			N	M,SC	6		



Club Health Assessment for District 2 S1 through December 2024

			Status	Membership							Reports					Finance		LCIF
Club Number	Club Name	Charter Date		Current Member Count	YTD Members Added	YTD Members Dropped	YTD Net Growth	YTD Net Growth%	Member Count 12 Months Ago	Avg. length of service for dropped members	Months Since Last MMR ***	Yrs. Since Last Officer Report	President Rotation	Vice President Reported ****	Months Since Last Activity Report ***	Account Balance	Donations for current Fiscal Year	
			Number of times on status quo within last two years	If below 15 members appears				If net loss is greater than 20% appears			If no report in 3 months appears in	When more than one year appears in	Number of repeat terms		Notes the officers that do not have an active	If no report at 12 months appears in red		
1382	JASPER EVENING	04/09/1970	Active	11	0	0	0	0.00%	17		8				M,VP,SC	20		
1383	KIRBYVILLE	12/10/1935	Active	3	0	3	-3	-50.00%	16	20	0		None		P,M,VP,SC	24+		
1385	LITTLE CYPRESS	05/12/1952	Active	30	10	3	7	30.43%	27	29	0			R	SC	9		
Exc Award (06/30/2017)																		
1386	LIVINGSTON	04/04/1941	Active	99	5	10	-5	-4.81%	109	15	0		None	N	P,SC	2		\$200.00
Exc Award (06/30/2022, 06/30/2023)																		
1388	LUFKIN EVENING	09/19/1956	Active	8	2	1	1	14.29%	9	0	2				P,VP,SC	0		
Exc Award (06/30/2022)																		
1389	LUFKIN HOST	10/04/1920	Active	301	6	8	-2	-0.66%	305	16	0			N	M,SC	N/R		
1390	LUMBERTON	05/05/1966	Active	18	1	0	1	5.88%	17		3		7	N	P,M,VP,SC	24+		
36035	NACOGDOCHES BREAKFAST	09/21/1978	Active(1)	12	1	5	-4	-25.00%	24	3	0		2	R	M,SC	16		\$48.00
Exc Award (06/30/2020)																		
52181	NEDERLAND PROFESSIONAL	11/20/1991	Active	23	1	1	0	0.00%	19	19	2			N		12		
57139	NEW SUMMERFIELD	06/28/1995	Active	10	0	1	-1	-9.09%	14	15	1		9	R	VP	0		
Exc Award (06/30/2023)																		
1398	NEWTON	10/11/1935	Active	26	0	4	-4	-13.33%	31	8	0		None		P,S,M,VP,SC	24+		
50898	ONALASKA GREATER	08/24/1990	Active	39	1	0	1	2.63%	41		4			N	SC	2		
Exc Award (06/30/2021, 06/30/2022, 06/30/2023)																		
1399	ORANGE	05/12/1937	Active	85	7	14	-7	-7.61%	101	3	1				M,VP,SC	0	90+ Days	
Exc Award (06/30/2016, 06/30/2017, 06/30/2023)																		
33163	ORANGE NOON	12/23/1976	Active(1)	6	0	0	0	0.00%	5		11		7		M,VP,SC	24+		
112058	PANOLA COUNTY	08/17/2011	Active	8	0	0	0	0.00%	7		3			IP	SC	3		
Exc Award (06/30/2023)																		
1402	PORT ARTHUR FOUNDERS	04/23/1917	Active	13	0	0	0	0.00%	13		8		2	R	SC	22		
Exc Award (06/30/2017, 06/30/2018)																		
1407	PORT NECHES	03/26/1929	Active	10	1	1	0	0.00%	10	0	2		2	R		14		\$30.00
Exc Award (06/30/2018)																		
1408	RUSK	08/29/1940	Active	23	0	0	0	0.00%	23		11		3	R	M,VP,SC	12		



Club Health Assessment for District 2 S1 through December 2024

			Status								Membership								Reports				Finance		LCIF
Club Number	Club Name	Charter Date		Current Member Count	YTD Members Added	YTD Members Dropped	YTD Net Growth	YTD Net Growth%	Member Count 12 Months Ago	Avg. length of service for dropped members	Months Since Last MMR ***	Yrs. Since Last Officer Report	President Rotation	Vice President Reported ****	Months Since Last Activity Report ***	Account Balance	Donations for current Fiscal Year								
			Number of times on status quo within last two years	If below 15 members appears				If net loss is greater than 20% appears			If no report in 3 months appears in	When more than one year appears in	Number of repeat terms		Notes the officers that do not have an active	If no report at 12 months appears in red									
Exc Award (06/30/2020, 06/30/2022, 06/30/2024)																									
1410	SAN AUGUSTINE	10/08/1937	Active	47	3	1	2	4.44%	45	2	0			N	24+		\$2,100.00								
Exc Award (06/30/2020)																									
117213	SHELBYVILLE	06/20/2012	Active	19	0	2	-2	-9.52%	19	7	0			N	M,SC	0									
Exc Award (06/30/2023)																									
1412	SOUR LAKE	03/22/1929	Active	38	4	2	2	5.56%	44	27	0			N		0	\$1,000.00								
Exc Award (06/30/2017, 06/30/2018, 06/30/2020)																									
1504	TRINITY	06/18/1928	Active(1)	26	5	1	4	18.18%	22	14	1			N	SC	14									
125076	Winnie Stowell	06/10/2015	Active	42	2	1	1	2.44%	38	2	3		5	R	SC	6	\$300.00								
Exc Award (06/30/2018, 06/30/2020, 06/30/2024)																									
1420	WOODVILLE	12/15/1947	Active	50	0	3	-3	-5.66%	55	6	2			N	M,SC	2									
Exc Award (06/30/2020)																									
Current Total Clubs Count	YTD New Clubs Count	YTD Cancelled Clubs Count	YTD Net Club Gain	Current Total Members Count	YTD Add	YTD Drop	YTD Net Growth	YTD Net Growth %	Member Count 12 Months Ago	Average Member Count Per Club	% of Clubs with less than 20 members	% No MMR in 3 Months	% No Officer Report in 12 Months	% of Clubs with balance 90+ days	Number of Clubs in Status Quo	% Status Quo Clubs in Financial Suspension	Number of Cancelled Clubs	Average Cancelled Club Age	Members Lost Due to Cancellation	% of Clubs Cancelled for Non-Financial Reasons					
44	0	0	0	1,408	86	77	9	0.64%	1,478	32	48%	43%	2%	2%	0	0%	0	0	0	0%					

* - P - Priority Club. Cancellation Reasons: 1-Objectives/conduct, 2-Non-active club, 5-Non-existing club, 6-Disbanding, 7-Merger, 8-Financial Suspension, 9-District/Multiple District Dues.

** - Abbreviation: P-President, S-Secretary, T-Treasurer, M-Member Chairperson, VP-First Vice President, MC-Communications Chairperson, SC-Service Chairperson

*** - Abbreviation: N/R - Never reported using the Lions Clubs website, N/A - Not applicable, No password registered for the Lions Clubs website.

**** - Abbreviation: N - New, IP - Immediate Past, R - Repeat.



Club Health Assessment for District 2 S2 through December 2024

			Status	Membership							Reports					Finance		LCIF
Club Number	Club Name	Charter Date		Current Member Count	YTD Members Added	YTD Members Dropped	YTD Net Growth	YTD Net Growth%	Member Count 12 Months Ago	Avg. length of service for dropped members	Months Since Last MMR ***	Yrs. Since Last Officer Report	President Rotation	Vice President Reported ****	Months Since Last Activity Report ***	Account Balance	Donations for current Fiscal Year	
			Number of times on status quo within last two years	If below 15 members appears					If net loss is greater than 20% appears			If no report in 3 months appears in	When more than one year appears in	Number of repeat terms	Notes the officers that do not have an active	If no report at 12 months appears in red		
Clubs less than two years old																		
172110	Houston Pakistani American	06/17/2024	Active	37	9	0	9	32.14%	0		3		2	M,VP,SC	N/R			
Clubs more than two years old																		
1425	ANAHUAC	11/07/1939	Active	34	0	0	0	0.00%	38		2			R	S,M	5	\$34.00	
103856	BARBERS HILL	10/23/2008	Active	36	0	0	0	0.00%	37		5		6		T,M,VP,SC	18	90+ Days	
1427	BAYTOWN	09/27/1928	Active	42	2	1	1	2.44%	42	3	3			N	P	3	\$41.00	
1432	BROOKSHIRE PATTISON	01/22/1947	Active	25	0	0	0	0.00%	20		3		2	R		0	\$525.00	
Exc Award (06/30/2023)																		
129319	Cinco Ranch	12/09/2016	Active	16	0	2	-2	-11.11%	22	13	4				M,VP,SC	9	\$18.00	
59540	CLEVELAND	05/19/1997	Active	19	6	10	-4	-17.39%	27	3	0			IP	M,SC	6		
1435	CONROE NOON	02/20/1939	Active	302	16	21	-5	-1.63%	310	10	0			N	T,M,SC	4		
44703	CUT AND SHOOT FAMILY	03/08/1985	Active	27	2	3	-1	-3.57%	28	9	3			N	M	3		
134792	Cypress Centennial Scouting	05/23/2018	Active	10	1	1	0	0.00%	11	2	0		4		P,M,VP,SC	5	\$10.00	
48351	DAYTON NOON	03/30/1988	Active	50	3	0	3	6.38%	48		2			R	SC	2	90+ Days	
Exc Award (06/30/2022, 06/30/2023)																		
1446	HARDIN	03/27/1956	Cancelled(8*)	0	0	12	-12	-100.00%	12	8	6		None		P,S,T,M,VP SC	24+	90+ Days	
1447	HEMPSTEAD	05/08/1945	Active	20	1	0	1	5.26%	19		4		2	R	M,SC	13		
1449	HOUSTON ALDINE AND SPRING AREA	09/09/1954	Active	7	0	1	-1	-12.50%	8	29	0				M,VP,SC	24+		
1440	HOUSTON CY-FAIR	01/22/1957	Active	26	3	0	3	13.04%	24		1		2	N		0	\$23.00	
Exc Award (06/30/2022)																		
48338	HOUSTON FILAM	03/28/1988	Active(1)	24	0	5	-5	-17.24%	29	3	3		2		S,M,VP,SC	24+	\$29.00	
1450	HOUSTON FOUNDER	04/02/1917	Active	7	0	2	-2	-22.22%	9	25	1		None		P,M,VP,SC	24+		
147839	Houston Headquarters National Veterans & Advocates	08/26/2021	Active(2)	14	0	0	0	0.00%	14		6		4	N	M,SC	9		
1455	HOUSTON HEIGHTS	12/08/1944	Active	5	0	0	0	0.00%	5		6		7		M,VP,SC	15	\$105.00	
152792	Houston Indus	10/17/2022	Active	39	8	4	4	11.43%	30	1	0			N	M,SC	1	\$35.00	



Club Health Assessment for District 2 S2 through December 2024

			Status	Membership							Reports					Finance		LCIF
Club Number	Club Name	Charter Date		Current Member Count	YTD Members Added	YTD Members Dropped	YTD Net Growth	YTD Net Growth%	Member Count 12 Months Ago	Avg. length of service for dropped members	Months Since Last MMR ***	Yrs. Since Last Officer Report	President Rotation	Vice President Reported ****	Months Since Last Activity Report ***	Account Balance	Donations for current Fiscal Year	
			Number of times on status quo within last two years	If below 15 members appears				If net loss is greater than 20% appears			If no report in 3 months appears	When more than one year appears in	Number of repeat terms	Notes the officers that do not have an active	If no report at 12 months appears in red			
122563	Houston Lady	06/20/2014	Active	39	10	2	8	25.81%	23	0	1			N	0		\$186.00	
Exc Award (06/30/2024)																		
1461	HOUSTON MEMORIAL	02/09/1966	Cancelled(6*)	0	0	0	0	0.00%	11		6		None	P,S,T,M,VP SC	24+			
133311	Houston Metroplex Veterans	12/28/2017	Active(3)	4	0	0	0	0.00%	4		2		8	M,VP,SC	24+			
141731	Houston Montrose	06/28/2020	Cancelled(8*)	0	0	6	-6	-100.00%	6	4	0		None	P,S,T,M,VP SC	13	90+ Days		
88745	HOUSTON NORTHWEST	06/27/2005	Active	6	0	1	-1	-14.29%	8	5	4		None	P,M,VP,SC	24+		\$7.00	
104166	HOUSTON ROYAL OAKS	12/16/2008	Active	104	11	5	6	6.12%	101	5	0			VP,SC	0			
Exc Award (06/30/2021, 06/30/2024)																		
1473	HOUSTON SOUTHWEST	09/12/1955	Active	6	0	0	0	0.00%	6		4			N	M,SC	N/R	\$31.00	
54911	HOUSTON SPORTS	10/04/1993	Active	27	4	0	4	17.39%	21		0		10	R	13		\$23.00	
1474	HOUSTON SPRING BRANCH	11/10/1949	Active(1)	5	0	0	0	0.00%	5		5		4	P,T,M,VP,SC	24+			
140678	Houston Unity	01/16/2020	Status Quo(3)	53	1	0	1	1.92%	52		5			M,VP,SC	2	90+ Days	\$120.00	
Exc Award (06/30/2021, 06/30/2022)																		
1480	HOUSTON WESTBURY	04/13/1966	Active	6	0	0	0	0.00%	6		3		2	S,M,VP,SC	24+			
1483	HUFFMAN	05/11/1971	Active	40	0	0	0	0.00%	40		5		6	M,VP,SC	21			
1485	HUMBLE	08/24/1945	Active(2)	12	0	0	0	0.00%	12		6		17	M,VP,SC	24+			
42369	HUMBLE NOON	03/04/1983	Active	26	3	0	3	13.04%	19		1			N	SC	0	\$23.00	
Exc Award (06/30/2022, 06/30/2023, 06/30/2024)																		
1487	HUNTSVILLE	05/05/1950	Active	41	4	0	4	10.81%	39		0			N	SC	8		
1489	Katy Community	12/26/1972	Active	10	0	0	0	0.00%	5		6			R	M,SC	2		
119625	Kingwood	06/12/2013	Cancelled(8*)	0	0	2	-2	-100.00%	2	7	0		None	P,S,T,M,VP SC	24+	90+ Days		
65364	KLEIN	05/15/2002	Active	21	3	0	3	16.67%	17		4		5	N	2		\$18.00	
1492	LIBERTY	11/08/1939	Active	60	4	0	4	7.14%	51		4			N	SC	2	\$56.00	
Exc Award (06/30/2023, 06/30/2024)																		
1493	MAGNOLIA	04/16/1956	Active	31	6	3	3	10.71%	25	1	0			N	M,SC	0	\$20.00	
152233	Magnolia Tri-County	08/24/2022	Active	14	1	6	-5	-26.32%	19	2	1		3	R	M,SC	14	\$19.00	



Club Health Assessment for District 2 S2 through December 2024

			Status	Membership							Reports					Finance		LCIF
Club Number	Club Name	Charter Date		Current Member Count	YTD Members Added	YTD Members Dropped	YTD Net Growth	YTD Net Growth%	Member Count 12 Months Ago	Avg. length of service for dropped members	Months Since Last MMR ***	Yrs. Since Last Officer Report	President Rotation	Vice President Reported ****	Months Since Last Activity Report ***	Account Balance	Donations for current Fiscal Year	
			Number of times on status quo within last two years	If below 15 members appears	If net loss is greater than 20% appears					If no report in 3 months appears in		When more than one year appears in	Number of repeat terms	Notes the officers that do not have an active	If no report at 12 months appears in red			
52966	MONTGOMERY	04/28/1992	Active	18	4	1	3	20.00%	20	0	1			IP	2		\$15.00	
Exc Award (06/30/2017, 06/30/2018, 06/30/20																		
133142	Montgomery Lake Conroe Centennial	11/13/2017	Active	28	0	1	-1	-3.45%	27	3	0		2	VP,SC	2			
129829	Nassau Bay 100 Centennial	01/23/2017	Active	5	0	0	0	0.00%	5		3		3	M,VP,SC	N/R		\$5.00	
1437	PANORAMA L C	11/20/1972	Active	21	1	0	1	5.00%	27		4			R, M,SC	5		\$20.00	
1496	PASADENA	03/04/1941	Active	23	1	2	-1	-4.17%	24	13	2		None	P,M,VP,SC	10			
115445	PRAIRIE VIEW A & M UNIVERSITY CAMPUS	10/31/2011	Active	10	9	0	9	900.00%	7		1		2	N, M,SC	1		\$1.00	
1501	SOUTH MONTGOMERY COUNTY L C	02/10/1969	Active	11	0	0	0	0.00%	11		3		14	VP,SC	0			
40405	THE WOODLANDS	10/05/1981	Active	16	0	2	-2	-11.11%	18	5	0		2	R	0		\$1,068.00	
41131	TOMBALL	04/05/1982	Active	30	2	4	-2	-6.25%	33	13	0			N	0		\$132.00	
Exc Award (06/30/2023)																		
1505	TWIN CITY L C	06/18/1965	Cancelled(8*)	0	0	2	-2	-100.00%	2	16	0		None	P,S,T,M,VP SC	24+	90+ Days		
1506	WALLER	07/14/1952	Active	6	0	0	0	0.00%	6		6		3	M,VP,SC	24+		\$6.00	
31159	WILLIS	09/08/1975	Active	8	0	0	0	0.00%	10		6			IP, M,SC	24+			

Clubs Cancelled Previous Fiscal Year – Clubs Cancelled within last 12 months may be reinstated

Club Number	Club Name	Charter Date	Current Status*	Cancellation Date
63554	HOUSTON MILLENNIUM	09/05/2000	Cancelled(6*)	07/29/2023

Current Total Clubs Count	YTD New Clubs Count	YTD Cancelled Clubs Count	YTD Net Club Gain	Current Total Members Count	YTD Add	YTD Drop	YTD Net Growth	YTD Net Growth %	Member Count 12 Months Ago	Average Member Count Per Club	% of Clubs with less than 20 members	% No MMR in 3 Months	% No Officer Report in 12 Months	% of Clubs with balance 90+ days	Number of Clubs in Status Quo	% Status Quo Clubs in Financial Suspension	Number of Cancelled Clubs	Average Cancelled Club Age	Members Lost Due to Cancellation	% of Clubs Cancelled for Non-Financial Reasons
48	0	5	-5	1,421	115	99	16	1.14%	1,395	30	46%	52%	0%	6%	1	100%	5	45	22	20%



Club Health Assessment for District 2 S2 through December 2024

			Status	Membership							Reports					Finance	LCIF
Club Number	Club Name	Charter Date		Current Member Count	YTD Members Added	YTD Members Dropped	YTD Net Growth	YTD Net Growth%	Member Count 12 Months Ago	Avg. length of service for dropped members	Months Since Last MMR ***	Yrs. Since Last Officer Report	President Rotation	Vice President Reported ****	Months Since Last Activity Report ***	Account Balance	Donations for current Fiscal Year
			Number of times on status quo within last two years	If below 15 members appears				If net loss is greater than 20% appears			If no report in 3 months appears in	When more than one year appears in	Number of repeat terms	Notes the officers that do not have an active	If no report at 12 months appears in red		

* - P - Priority Club. Cancellation Reasons: 1-Objectives/conduct, 2-Non-active club, 5-Non-existing club, 6-Disbanding, 7-Merger, 8-Financial Suspension, 9-District/Multiple District Dues.
** - Abbreviation: P-President, S-Secretary, T-Treasurer, M-Member Chairperson, VP-First Vice President, MC-Communications Chairperson, SC-Service Chairperson
*** - Abbreviation: N/R - Never reported using the Lions Clubs website, N/A - Not applicable, No password registered for the Lions Clubs website.
**** - Abbreviation: N - New, IP - Immediate Past, R - Repeat.



Club Health Assessment for District 2 S3 through December 2024

			Status	Membership							Reports					Finance		LCIF
Club Number	Club Name	Charter Date		Current Member Count	YTD Members Added	YTD Members Dropped	YTD Net Growth	YTD Net Growth%	Member Count 12 Months Ago	Avg. length of service for dropped members	Months Since Last MMR ***	Yrs. Since Last Officer Report	President Rotation	Vice President Reported ****	Months Since Last Activity Report ***	Account Balance	Donations for current Fiscal Year	
			Number of times on status quo within last two years	If below 15 members appears				If net loss is greater than 20% appears			If no report in 3 months appears in	When more than one year appears in	Number of repeat terms	Notes the officers that do not have an active	If no report at 12 months appears in red			
Clubs less than two years old																		
156407	Burnet	10/18/2023	Active	22	0	4	-4	-15.38%	26	1	2		2	R S	2			
157787	Thorndale	04/03/2024	Active	27	0	0	0	0.00%	0		3			IP SC	1			
Clubs more than two years old																		
1509	AUSTIN CAPITAL CITY	06/09/1967	Active	29	1	2	-1	-3.33%	40	2	3		2	N	0		\$92.00	
Exc Award (06/30/2022, 06/30/2023)																		
136148	Austin East Austin Lions Club	07/30/2018	Active	10	0	0	0	0.00%	10		9		7	R M,SC	24+			
144996	Austin Everest	02/09/2021	Active	42	0	0	0	0.00%	45		7		2	R	6			
Exc Award (06/30/2022)																		
1508	AUSTIN FOUNDER	01/18/1916	Active	84	3	8	-5	-5.62%	84	7	0			N	0		\$378.00	
Exc Award (06/30/2016, 06/30/2017, 06/30/2020)																		
135085	Austin Indian Centennial	06/21/2018	Active	19	0	0	0	0.00%	12		8		4	R M	4			
1512	AUSTIN LAKE TRAVIS	05/07/1971	Active	14	0	0	0	0.00%	14		14		3	R M,SC	24+		\$28.00	
1514	AUSTIN NORTH AUSTIN	09/27/1948	Active	16	1	0	1	6.67%	14		4		7	R T,VP	9		\$130.00	
1518	AUSTIN SOUTH AUSTIN	09/23/1949	Active	5	0	0	0	0.00%	6		2		2	R	1		\$10.00	
1520	AUSTIN WEST AUSTIN	02/16/1956	Active	12	0	0	0	0.00%	15		9		20	N	3		\$24.00	
39844	BASTROP EVENING	05/21/1981	Active	37	9	5	4	12.12%	36	2	1			N	0		\$66.00	
Exc Award (06/30/2023)																		
1523	BLANCO	11/22/1938	Active	7	0	0	0	0.00%	7		1			M,VP,SC	1		\$14.00	
1530	BUCKHOLTS	01/14/1971	Active	15	0	0	0	0.00%	15		8		11	R M	2		\$30.00	
31117	BUDA	08/15/1975	Active	46	3	4	-1	-2.13%	51	4	0			N	1		\$292.00	
Exc Award (06/30/2018, 06/30/2019, 06/30/2020)																		
32056	BULVERDE	04/23/1976	Active	16	0	1	-1	-5.88%	17	6	5			N	3		\$74.00	
1534	CAMERON	09/19/1923	Active	46	0	0	0	0.00%	47		7			N	0		\$417.00	
Exc Award (06/30/2019, 06/30/2020, 06/30/2020)																		
147612	Cameron Evening	07/15/2021	Active	27	2	0	2	8.00%	26		3		4	R	1			
Exc Award (06/30/2022, 06/30/2023)																		



Club Health Assessment for District 2 S3 through December 2024

			Status	Membership							Reports					Finance	LCIF
Club Number	Club Name	Charter Date		Current Member Count	YTD Members Added	YTD Members Dropped	YTD Net Growth	YTD Net Growth%	Member Count 12 Months Ago	Avg. length of service for dropped members	Months Since Last MMR ***	Yrs. Since Last Officer Report	President Rotation	Vice President Reported ****	Months Since Last Activity Report ***	Account Balance	Donations for current Fiscal Year
			Number of times on status quo within last two years	If below 15 members appears				If net loss is greater than 20% appears			If no report in 3 months appears in	When more than one year appears in	Number of repeat terms	Notes the officers that do not have an active	If no report at 12 months appears in red		
33506	CANYON LAKE NOON	03/21/1977	Active	46	5	0	5	12.20%	47		0			N	0		\$1,082.00
	Exc Award (06/30/2017, 06/30/2018, 06/30/20																
47060	CEDAR PARK LONGHORN	03/17/1987	Active	9	0	0	0	0.00%	8		4		3	R	14		\$18.00
35024	DRIPPING SPRINGS	02/09/1978	Active	20	1	0	1	5.26%	22		5		None	N	P	3	\$38.00
	Exc Award (06/30/2016, 06/30/2017, 06/30/20																
44277	ELGIN EVENING	10/12/1984	Active	15	2	1	1	7.14%	14	1	2		9		M,VP,SC	3	\$28.00
	Exc Award (06/30/2024)																
1548	GARDEN RIDGE	03/06/1973	Active	66	11	12	-1	-1.49%	66	12	0			N	1		\$134.00
	Exc Award (06/30/2018, 06/30/2019, 06/30/20																
1550	GEORGETOWN	09/24/1923	Active	27	2	1	1	3.85%	31	7	3			N	SC	0	\$1,104.00
	Exc Award (06/30/2018, 06/30/2019)																
1559	HUTTO	11/23/1953	Active	19	1	0	1	5.56%	22		2			N	SC	14	\$36.00
	Exc Award (06/30/2021)																
1561	JOHNSON CITY	02/09/1939	Active	20	0	0	0	0.00%	22		4		2		M,VP,SC	12	
124846	Kyle	05/13/2015	Active	11	0	0	0	0.00%	11		9			N	S,SC	10	\$22.00
38848	LAGO VISTA	08/11/1980	Active	86	7	1	6	7.50%	87	13	0			N		8	\$410.00
	Exc Award (06/30/2016, 06/30/2018, 06/30/20																
48996	LIBERTY HILL	11/11/1988	Active	15	1	0	1	7.14%	15		4			R	SC	16	\$28.00
1567	LOCKHART	10/05/1967	Active	19	2	0	2	11.76%	16		0			N	M,SC	1	90+ Days
1569	LULING	09/09/1948	Active	16	2	5	-3	-15.79%	23	6	1			N		1	\$340.00
	Exc Award (06/30/2016, 06/30/2021)																
1572	MANOR	12/16/1955	Active	22	0	8	-8	-26.67%	40	4	3		2	N		3	\$560.00
	Exc Award (06/30/2021, 06/30/2022)																
1574	MARION	03/19/1949	Active	3	0	0	0	0.00%	3		9	1	None		P,S,T,M,VP SC	24+	
	Exc Award (06/30/2016)																
1575	MCQUEENEY	12/08/1970	Active	47	0	2	-2	-4.08%	52	15	3			N	M,VP,SC	3	\$98.00
46625	MILANO EVENING	11/17/1986	Active	14	1	0	1	7.69%	13		3		2	R		4	\$26.00
	Exc Award (06/30/2018)																



Club Health Assessment for District 2 S3 through December 2024

			Membership								Reports					Finance		LCIF		
Club Number	Club Name	Charter Date		Current Member Count	YTD Members Added	YTD Members Dropped	YTD Net Growth	YTD Net Growth%	Member Count 12 Months Ago	Avg. length of service for dropped members	Months Since Last MMR ***	Yrs. Since Last Officer Report	President Rotation	Vice President Reported ****	Months Since Last Activity Report ***	Account Balance	Donations for current Fiscal Year			
			Number of times on status quo within last two years	If below 15 members appears						If net loss is greater than 20% appears	If no report in 3 months appears in	When more than one year appears in	Number of repeat terms	Notes the officers that do not have an active	If no report at 12 months appears in red					
1577	NEW BRAUNFELS	03/18/1924	Active	132	19	12	7	5.60%	136	10	0			N	2		\$500.00			
Exc Award (06/30/2016, 06/30/2018, 06/30/20																				
1578	NEW BRAUNFELS EVENING	05/31/1967	Active	43	9	4	5	13.16%	37	12	0			N	2		\$276.00			
Exc Award (06/30/2017, 06/30/2021, 06/30/20																				
30224	PFLUGERVILLE	02/13/1975	Active	57	0	0	0	0.00%	59		1		2	R SC	24+		\$114.00			
96419	POINT VENTURE	03/06/2006	Active	61	4	0	4	7.02%	53		2			N	1		\$774.00			
Exc Award (06/30/2017, 06/30/2020, 06/30/20																				
1580	ROCKDALE NOON	01/13/1941	Active	20	4	6	-2	-9.09%	22	2	0				VP	0				
49670	ROUND ROCK NOON	06/29/1989	Active	15	0	4	-4	-21.05%	23	11	1			N	2		\$113.00			
Exc Award (06/30/2016, 06/30/2021)																				
1583	SAN MARCOS	11/12/1941	Active	110	16	14	2	1.85%	96	4	1			N	1		\$2,216.00			
Exc Award (06/30/2018, 06/30/2021, 06/30/20																				
53499	SAN MARCOS BLUEBONNET	07/01/1992	Active	35	1	0	1	2.94%	32		2			N	4		\$100.00			
Exc Award (06/30/2017, 06/30/2019, 06/30/20																				
103971	SCHERTZ CIBOLO SELMA	11/13/2008	Active	52	5	5	0	0.00%	53	5	0			N	0					
Exc Award (06/30/2016, 06/30/2018, 06/30/20																				
104738	SPICEWOOD AND HIGHLAND LAKES	02/12/2009	Active(2)	2	0	15	-15	-88.24%	17	11	0				M,VP,SC	0				
1592	TAYLOR	03/18/1940	Active(1)	37	3	2	1	2.78%	34	2	0			N SC	0		\$72.00			
Exc Award (06/30/2016, 06/30/2022, 06/30/20																				
117756	UNIVERSITY OF TEXAS	09/25/2012	Active	30	9	0	9	42.86%	16		3			N SC	2					
Exc Award (06/30/2017)																				
1597	WIMBERLEY	01/17/1969	Active	154	19	5	14	10.00%	133	3	0			N	0		\$4,280.00			
Exc Award (06/30/2016, 06/30/2019, 06/30/20																				
Current Total Clubs Count	YTD New Clubs Count	YTD Cancelled Clubs Count	YTD Net Club Gain	Current Total Members Count	YTD Add	YTD Drop	YTD Net Growth	YTD Net Growth %	Member Count 12 Months Ago	Average Member Count Per Club	% of Clubs with less than 20 members	% No MMR in 3 Months	% No Officer Report in 12 Months	% of Clubs with balance 90+ days	Number of Clubs in Status Quo	% Status Quo Clubs in Financial Suspension	Number of Cancelled Clubs	Average Cancelled Club Age	Members Lost Due to Cancellation	% of Clubs Cancelled for Non-Financial Reasons
48	0	0	0	1,677	143	121	22	1.33%	1,668	35	42%	48%	2%	2%	0	0%	0	0	0	0%



Club Health Assessment for District 2 S3 through December 2024

			Status	Membership							Reports					Finance	LCIF
Club Number	Club Name	Charter Date		Current Member Count	YTD Members Added	YTD Members Dropped	YTD Net Growth	YTD Net Growth%	Member Count 12 Months Ago	Avg. length of service for dropped members	Months Since Last MMR ***	Yrs. Since Last Officer Report	President Rotation	Vice President Reported ****	Months Since Last Activity Report ***	Account Balance	Donations for current Fiscal Year
			Number of times on status quo within last two years	If below 15 members appears				If net loss is greater than 20% appears			If no report in 3 months appears in	When more than one year appears in	Number of repeat terms	Notes the officers that do not have an active	If no report at 12 months appears in red		

* - P - Priority Club. Cancellation Reasons: 1-Objectives/conduct, 2-Non-active club, 5-Non-existing club, 6-Disbanding, 7-Merger, 8-Financial Suspension, 9-District/Multiple District Dues.
** - Abbreviation: P-President, S-Secretary, T-Treasurer, M-Member Chairperson, VP-First Vice President, MC-Communications Chairperson, SC-Service Chairperson
*** - Abbreviation: N/R - Never reported using the Lions Clubs website, N/A - Not applicable, No password registered for the Lions Clubs website.
**** - Abbreviation: N - New, IP - Immediate Past, R - Repeat.



Club Health Assessment for District 2 S4 through December 2024

			Status	Membership							Reports					Finance		LCIF
Club Number	Club Name	Charter Date		Current Member Count	YTD Members Added	YTD Members Dropped	YTD Net Growth	YTD Net Growth%	Member Count 12 Months Ago	Avg. length of service for dropped members	Months Since Last MMR ***	Yrs. Since Last Officer Report	President Rotation	Vice President Reported ****	Months Since Last Activity Report ***	Account Balance	Donations for current Fiscal Year	
			Number of times on status quo within last two years	If below 15 members appears				If net loss is greater than 20% appears			If no report in 3 months appears in	When more than one year appears in	Number of repeat terms	Notes the officers that do not have an active	If no report at 12 months appears in red			
Clubs less than two years old																		
154785	Bay Area League of Extraordinary Lions	06/16/2023	Active	11	1	7	-6	-35.29%	20	2	0			VP,SC	5	90+ Days	\$60.00	
178159	Brazoria County South Onyx	09/03/2024	Newly Chartered	27	27	0	27	100.00%	0		3		N	M,SC	N/R	90+ Days		
154656	Fort Bend County West	06/08/2023	Active	55	25	21	4	7.84%	52	2	0		3	N		2		
Exc Award (06/30/2023, 06/30/2024)																		
155267	Galveston County Cigar	07/25/2023	Active	39	8	0	8	25.81%	29		0		2	VP	0			
178023	Missouri City Caribbean	08/26/2024	Active	24	24	0	24	100.00%	0		3			T,M,VP,SC	N/A	90+ Days		
175519	Pearland Area Onyx	07/18/2024	Active	37	37	0	37	100.00%	0		0		N	M	1			
155758	Pearland Lady	09/08/2023	Active	50	0	0	0	0.00%	54		4		N		0		\$350.00	
Exc Award (06/30/2024)																		
179334	Stafford United Lions	11/04/2024	Newly Chartered	20	20	0	20	100.00%	0		1			M,VP,SC	N/R			
Clubs more than two years old																		
1598	ALVIN	08/07/1936	Active	40	1	0	1	2.56%	38		0		N		4	90+ Days		
1600	ANGLETON	05/17/1929	Active	27	1	0	1	3.85%	26		0		N	SC	11			
151392	Angleton Danbury	06/17/2022	Active(2)	13	0	7	-7	-35.00%	24	2	0		N	M,SC	20			
1602	AUSTWELL TIVOLI L C	03/28/1967	Active	10	1	1	0	0.00%	11	2	0			VP,SC	11			
56904	BACLIFF-SAN LEON BAYSIDE L C	05/03/1995	Active	23	0	1	-1	-4.17%	20	10	0			VP	0			
Exc Award (06/30/2023)																		
1603	BAY CITY	09/19/1940	Active	120	11	11	0	0.00%	115	6	0		N	SC	0			
Exc Award (06/30/2023, 06/30/2024)																		
45643	BAY CITY EVENING	01/31/1986	Active	12	1	3	-2	-14.29%	13	4	2		N		5	90+ Days		
120242	Bay City Lady Lions	08/29/2013	Active	19	0	2	-2	-9.52%	20	12	1		N		7			
Exc Award (06/30/2022)																		
106899	BEEVILLE	11/18/2009	Active	21	0	6	-6	-22.22%	29	5	1		5	N	M,SC	1		
Exc Award (06/30/2023)																		



Club Health Assessment for District 2 S4 through December 2024

			Status	Membership							Reports					Finance		LCIF
Club Number	Club Name	Charter Date		Current Member Count	YTD Members Added	YTD Members Dropped	YTD Net Growth	YTD Net Growth%	Member Count 12 Months Ago	Avg. length of service for dropped members	Months Since Last MMR ***	Yrs. Since Last Officer Report	President Rotation	Vice President Reported ****	Months Since Last Activity Report ***	Account Balance	Donations for current Fiscal Year	
			Number of times on status quo within last two years	If below 15 members appears					If net loss is greater than 20% appears		If no report in 3 months appears in	When more than one year appears in	Number of repeat terms	Notes the officers that do not have an active	If no report at 12 months appears in red			
118273	BLESSING EFLM	11/08/2012	Active	32	0	6	-6	-15.79%	37	7	3		2	R	M,SC	10		
Exc Award (06/30/2017, 06/30/2022)																		
1606	BOLING	03/02/1948	Active	14	0	0	0	0.00%	13		7		3		VP	4		
Exc Award (06/30/2022, 06/30/2023)																		
1607	BRAZORIA	11/18/1947	Active	34	6	0	6	21.43%	27		1		3	N	M,VP,SC	12		
Exc Award (06/30/2024)																		
138156	Brazoria County Hispanic	05/07/2019	Active	27	0	0	0	0.00%	27		18		7		M,VP,SC	24+		
47604	BRAZOSPORT BREAKFAST	06/30/1987	Active	102	5	0	5	5.15%	93		1			N	T,SC	1	\$100.00	
Exc Award (06/30/2023)																		
1641	BRAZOSPORT EVENING	10/22/1970	Active	17	0	1	-1	-5.56%	18	14	5			N	M,SC	9		
120093	BRAZOSPORT NOON	08/01/2013	Active	9	0	2	-2	-18.18%	9	2	0		2		VP,SC	2		
Exc Award (06/30/2024)																		
120288	Clute	09/06/2013	Active(2)	7	0	0	0	0.00%	7		19	1	None		P,S,T,M,VP SC	10		
1609	CUERO	10/18/1938	Active	23	0	2	-2	-8.00%	28	2	6			N	SC	17		
1613	EAST BERNARD	03/19/1941	Active	26	1	0	1	4.00%	25		0		18		VP,SC	24+		
1614	EDNA	10/14/1948	Active	21	6	4	2	10.53%	20	0	3			N	M,SC	10		
1615	EL CAMPO	09/09/1941	Active	30	0	2	-2	-6.25%	32	19	0			R	M,SC	24		
119405	EL CAMPO LADY	05/17/2013	Active	23	2	4	-2	-8.00%	27	2	2			N	M	1		
Exc Award (06/30/2023)																		
1656	FIRST CAPITOL WEST COLUMBIA	08/22/1949	Active	9	0	0	0	0.00%	9		10				M,VP,SC	17		
1616	FREEPORT HOST	05/03/1943	Active	10	0	0	0	0.00%	11		6		4		M,VP,SC	17		
98909	FULSHEAR SIMONTON	03/26/2007	Active	23	0	0	0	0.00%	23		8		6	N	SC	0	\$1,000.00	
Exc Award (06/30/2018)																		
1618	GALVESTON	01/26/1922	Active	23	1	4	-3	-11.54%	28	2	0				M,VP,SC	0		
1629	GALVESTON COUNTY GULF COAST	02/27/1948	Active	17	0	1	-1	-5.56%	18	1	0			R	M,SC	4		
105592	GALVESTON WEST BEACH	06/01/2009	Active	31	2	0	2	6.90%	25		1		2	R	SC	0	\$420.00	
Exc Award (06/30/2022)																		



Club Health Assessment for District 2 S4 through December 2024

Club Number	Club Name	Charter Date	Status	Membership							Reports					Finance	LCIF
				Current Member Count	YTD Members Added	YTD Members Dropped	YTD Net Growth	YTD Net Growth%	Member Count 12 Months Ago	Avg. length of service for dropped members	Months Since Last MMR ***	Yrs. Since Last Officer Report	President Rotation	Vice President Reported ****	Months Since Last Activity Report ***	Account Balance	Donations for current Fiscal Year
			Number of times on status quo within last two years	If below 15 members appears				If net loss is greater than 20% appears			If no report in 3 months appears in	When more than one year appears in	Number of repeat terms	Notes the officers that do not have an active	If no report at 12 months red		
1620	GANADO	04/11/1966	Active	18	3	5	-2	-10.00%	20	21	0			N	S,SC	3	\$20.00
1621	GOLIAD	06/17/1948	Active	26	1	0	1	4.00%	28		2			IP	SC	0	
1622	HALLETTSVILLE	02/24/1941	Active	27	1	0	1	3.85%	24		0		2	R	M,SC	0	\$500.00
124923	Karnes City Lions	05/21/2015	Active	18	0	0	0	0.00%	18		9		3		S,M,VP,SC	24	\$3,000.00
118893	KEMAH	03/06/2013	Active	23	0	0	0	0.00%	25		2			N	SC	0	
Exc Award (06/30/2021)																	
1628	LAKE JACKSON	11/27/1945	Active	9	1	2	-1	-10.00%	10	2	2		2		VP,SC	22	
1630	LEAGUE CITY	04/10/1952	Active(1)	50	11	3	8	19.05%	41	3	0		4	N		0	
47131	MANVEL	04/03/1987	Active	12	3	0	3	33.33%	11		3		3	R		1	
115651	Matagorda County Hunting and Fishing	12/01/2011	Active	5	2	0	2	66.67%	10		2				M,VP,SC	0	\$120.00
34432	MISSOURI CITY-BLUE RIDGE	09/30/1977	Active	15	1	0	1	7.14%	16		2		None	R	P	2	
1633	NEEDVILLE	03/04/1946	Active	11	0	0	0	0.00%	12		6			IP	M,SC	3	\$80.00
1634	PALACIOS	08/18/1949	Active	9	0	6	-6	-40.00%	16	4	0			R	M,SC	1	\$100.00
Exc Award (06/30/2022, 06/30/2023, 06/30/2024)																	
1636	PEARLAND	06/28/1948	Active	138	4	5	-1	-0.72%	143	4	0			N		0	\$150.00
Exc Award (06/30/2022, 06/30/2024)																	
82519	PEARLAND SILVER LAKE	06/03/2004	Active	39	1	0	1	2.63%	39		0			N		0	\$340.00
Exc Award (06/30/2018, 06/30/2024)																	
1640	REFUGIO	07/15/1948	Active	34	0	0	0	0.00%	36		6		2		M,VP,SC	24+	
1642	ROSENBERG	06/11/1931	Active	31	0	0	0	0.00%	31		4			N	P	4	
1646	SANTA FE	03/29/1960	Active	17	2	5	-3	-15.00%	22	11	0		2		M,VP,SC	0	
Exc Award (06/30/2023)																	
121052	Sargent Area	12/30/2013	Active	45	9	13	-4	-8.16%	49	3	0		2	R	SC	0	\$10.00
Exc Award (06/30/2022, 06/30/2023, 06/30/2024)																	
117219	SHINER	06/18/2012	Active	50	3	0	3	6.38%	46		4		3	R	SC	9	
Exc Award (06/30/2024)																	
1649	SUGAR LAND	05/05/1941	Active	52	11	1	10	23.81%	41	3	0		2	R	SC	0	\$30.00



Club Health Assessment for District 2 S4 through December 2024

			Status	Membership							Reports					Finance		LCIF
Club Number	Club Name	Charter Date		Current Member Count	YTD Members Added	YTD Members Dropped	YTD Net Growth	YTD Net Growth%	Member Count 12 Months Ago	Avg. length of service for dropped members	Months Since Last MMR ***	Yrs. Since Last Officer Report	President Rotation	Vice President Reported ****	Months Since Last Activity Report ***	Account Balance	Donations for current Fiscal Year	
			Number of times on status quo within last two years	If below 15 members appears				If net loss is greater than 20% appears			If no report in 3 months appears in	When more than one year appears in	Number of repeat terms	Notes the officers that do not have an active	If no report at 12 months appears in red			
Exc Award (06/30/2019, 06/30/2020, 06/30/2021)			Active	37	5	9	-4	-9.76%	37	3	1		None	P,M,VP,SC	2			
1650	SWEENEY	04/23/1945																
Exc Award (06/30/2022, 06/30/2023)			Active	14	2	1	1	7.69%	13	24	2		2	R	SC	0		\$520.00
1651	TEXAS CITY	03/01/1939																
Exc Award (06/30/2023)			Active	36	0	0	0	0.00%	41		6		7		S,M,VP,SC	13		
42042	TEXAS CITY MAINLAND	12/03/1982																
120039	Van Vleck	07/24/2013	Active	15	0	0	0	0.00%	15		8			IP	SC	14		\$94.00
1654	VICTORIA	01/17/1925	Active	60	20	6	14	30.43%	43	14	0		3	R		3		
Exc Award (06/30/2023)			Cancelled(6*)	0	0	0	0	0.00%	19		5	1	None		P,S,T,M,VP SC	13		
1655	VICTORIA BOULEVARD	06/30/1950																
119708	Victoria Downtown	06/19/2013	Active(1)	7	1	10	-9	-56.25%	16	6	2		4		S,T,M,VP,SC	24+		
1657	WHARTON	05/03/1928	Active	41	0	0	0	0.00%	40		5			N	P	2		
Exc Award (06/30/2022, 06/30/2023, 06/30/2024)			Active	23	0	8	-8	-25.81%	31	5	5			N	T	1		
1658	WOODSBORO	09/16/1930																
Exc Award (06/30/2022, 06/30/2023)			Active	60	2	1	1	1.69%	62	2	2				P,M,VP,SC	0		
1659	YOAKUM	07/19/1928																
1660	YORKTOWN	12/19/1939	Active	44	2	0	2	4.76%	42		2		6	R	M,SC	1	90+ Days	

Clubs Cancelled Previous Fiscal Year – Clubs Cancelled within last 12 months may be reinstated

Club Number	Club Name	Charter Date	Current Status*	Cancellation Date
1612	DICKINSON	06/15/1941	Cancelled(6*)	08/29/2023
124488	Falls City	03/31/2015	Cancelled(8*)	08/29/2023
100315	FRIENDSWOOD	10/10/2007	Cancelled(6*)	06/29/2024
122986	Kenedy	08/25/2014	Cancelled(8*)	12/29/2023
64510	MOULTON	06/30/2001	Cancelled(8*)	06/29/2024
1638	PORT LAVACA	06/30/1941	Cancelled(8*)	06/29/2024
1643	ROSENBERG FORT BEND	03/08/1962	Cancelled(6*)	12/29/2023
1648	STAFFORD MISSOURI CITY	04/17/1957	Cancelled(8*)	12/29/2023



Club Health Assessment for District 2 S4 through December 2024

Club Number			Club Name			Charter Date			Status	Membership						Reports				Finance		LCIF		
										Current Member Count	YTD Members Added	YTD Members Dropped	YTD Net Growth	YTD Net Growth%	Member Count 12 Months Ago	Avg. length of service for dropped members	Months Since Last MMR ***	Yrs. Since Last Officer Report	President Rotation	Vice President Reported ****	Months Since Last Activity Report ***	Account Balance	Donations for current Fiscal Year	
									Number of times on status quo within last two years	If below 15 members appears			If net loss is greater than 20% appears			If no report in 3 months appears in		When more than one year appears in	Number of repeat terms	Notes the officers that do not have an active		If no report at 12 months appears in red		
Current Total Clubs Count	YTD New Clubs Count	YTD Cancelled Clubs Count	YTD Net Club Gain	Current Total Members Count	YTD Add	YTD Drop	YTD Net Growth	YTD Net Growth %	Member Count 12 Months Ago	Average Member Count Per Club	% of Clubs with less than 20 members	% No MMR in 3 Months	% No Officer Report in 12 Months	% of Clubs with balance 90+ days	Number of Clubs in Status Quo	% Status Quo Clubs in Financial Suspension	Number of Cancelled Clubs	Average Cancelled Club Age	Members Lost Due to Cancellation	% of Clubs Cancelled for Non-Financial Reasons				
66	4	1	3	1,992	265	160	105	5.56%	1,925	30	36%	35%	2%	9%	0	0%	1	425	0	-400%				

* - P - Priority Club. Cancellation Reasons: 1-Objectives/conduct, 2-Non-active club, 5-Non-existing club, 6-Disbanding, 7-Merger, 8-Financial Suspension, 9-District/Multiple District Dues.

** - Abbreviation: P-President, S-Secretary, T-Treasurer, M-Member Chairperson, VP-First Vice President, MC-Communications Chairperson, SC-Service Chairperson

*** - Abbreviation: N/R - Never reported using the Lions Clubs website, N/A - Not applicable, No password registered for the Lions Clubs website.

**** - Abbreviation: N - New, IP - Immediate Past, R - Repeat.




Club Health Assessment for District 2 S5 through December 2024

Club Number	Club Name	Charter Date	Status	Membership							Reports					Finance	LCIF
				Current Member Count	YTD Members Added	YTD Members Dropped	YTD Net Growth	YTD Net Growth%	Member Count 12 Months Ago	Avg. length of service for dropped members	Months Since Last MMR ***	Yrs. Since Last Officer Report	President Rotation	Vice President Reported ****	Months Since Last Activity Report ***	Account Balance	Donations for current Fiscal Year
			Number of times on status quo within last two years	If below 15 members appears				If net loss is greater than 20% appears			If no report in 3 months appears in	When more than one year appears in	Number of repeat terms	Notes the officers that do not have an active	If no report at 12 months appears in red		
Clubs more than two years old																	
1522	BELLVILLE	11/20/1940	Active	106	5	4	1	0.95%	104	6	1		2	N	24+		\$3,105.00
84358	BLINN COLLEGE	10/29/2004	Active	20	12	16	-4	-16.67%	30	1	2		2	T,M,VP,SC	8	90+ Days	
	Exc Award (06/30/2022, 06/30/2023)																
1525	BRENNHAM EVENING	09/01/1936	Active	22	0	0	0	0.00%	27		4		None	P,S,M,VP,SC	10		\$2,022.00
	Exc Award (06/30/2022)																
1526	BRENNHAM NOON	04/03/1969	Active	21	3	1	2	10.53%	19	25	3		11	M,VP,SC	24+		\$3,000.00
1527	BRYAN	08/28/1923	Active	68	19	9	10	17.24%	58	7	0			N	0		\$58.00
1532	CALDWELL	02/12/1948	Active	21	0	0	0	0.00%	25		8			N	0		\$225.00
49848	CALDWELL BURLESON COUNTY	09/15/1989	Active	33	1	1	0	0.00%	34	28	2			N	0		\$1,208.00
	Exc Award (06/30/2017, 06/30/2018, 06/30/20)																
51093	CALDWELL EARLY EVENING	12/03/1990	Active	16	0	0	0	0.00%	18		4			N	16		\$25.00
	Exc Award (06/30/2017, 06/30/2023)																
1537	CARMINE	02/18/1972	Active	37	2	0	2	5.71%	34		3		None	P,T,M,VP,SC	14		
	Exc Award (06/30/2021, 06/30/2022, 06/30/20)																
1539	COLLEGE STATION	10/23/1950	Active	138	5	16	-11	-7.38%	146	9	1			N	0		\$1,100.00
	Exc Award (06/30/2019, 06/30/2024)																
125004	College Station Evening	05/29/2015	P- Active	0	0	0	0	0.00%	17		3		None	P,S,T,M,VP SC	10		
	Exc Award (06/30/2022)																
1538	COLLEGE STATION MORNINC	07/11/1973	Active	12	0	0	0	0.00%	12		16		2	R M,SC	24+		\$25.00
1540	COLUMBUS	06/04/1943	Active	104	12	2	10	10.64%	90	5	0			N	0		\$184.00
	Exc Award (06/30/2017, 06/30/2022, 06/30/20)																
49975	DIME BOX	11/27/1989	Active	44	5	0	5	12.82%	37		3			N P,SC	7		
	Exc Award (06/30/2018, 06/30/2022, 06/30/20)																
1543	EAGLE LAKE NOON	06/26/1941	Active	25	1	0	1	4.17%	24		6			N M,SC	17		\$25.00
	Exc Award (06/30/2017)																
1546	FAYETTEVILLE	10/13/1966	Active	72	3	11	-8	-10.00%	81	9	0		2	R S,SC	5		
38888	FLATONIA	09/29/1980	Active	39	0	1	-1	-2.50%	39	2	5			N	1		\$40.00



Club Health Assessment for District 2 S5 through December 2024

			Status	Membership							Reports					Finance	LCIF	
Club Number	Club Name	Charter Date		Current Member Count	YTD Members Added	YTD Members Dropped	YTD Net Growth	YTD Net Growth%	Member Count 12 Months Ago	Avg. length of service for dropped members	Months Since Last MMR ***	Yrs. Since Last Officer Report	President Rotation	Vice President Reported ****	Months Since Last Activity Report ***	Account Balance	Donations for current Fiscal Year	
			Number of times on status quo within last two years	If below 15 members appears					If net loss is greater than 20% appears			If no report in 3 months appears in	When more than one year appears in	Number of repeat terms	Notes the officers that do not have an active	If no report at 12 months red		
1549	GARWOOD	01/26/1948	Active	25	0	0	0	0.00%	27		8		None	P,M,VP,SC	24+		\$25.00	
99420	GERONIMO LIONS	05/22/2007	Active	34	0	2	-2	-5.56%	37	7	0			N	M,SC	9	\$35.00	
1552	GIDDINGS	08/22/1928	Active	75	1	1	0	0.00%	80	25	0			N	SC	9		
Exc Award (06/30/2017, 06/30/2021, 06/30/2022)																		
39986	GIDDINGS BREAKFAST	06/12/1981	Active	95	6	0	6	6.74%	96		0			N		0	\$20.00	
Exc Award (06/30/2021, 06/30/2022, 06/30/2023)																		
63598	GIDDINGS EVENING	10/02/2000	Active	11	0	1	-1	-8.33%	12	1	4		None	P,T,M,VP,SC	2			
Exc Award (06/30/2023, 06/30/2024)																		
47663	GIDDINGS NEW HORIZONS	08/05/1987	Active	78	0	3	-3	-3.70%	79	1	4		2	N	SC	9		
Exc Award (06/30/2020, 06/30/2021, 06/30/2022)																		
50444	GONZALES BREAKFAST	04/23/1990	Active	14	0	0	0	0.00%	14		3		2		S,T,M,VP,SC	14		
1553	GONZALES NOON	05/03/1940	Active	69	3	5	-2	-2.82%	61	3	1			N		0	(\$1,000.00)	
Exc Award (06/30/2017, 06/30/2021, 06/30/2022)																		
1557	HEARNE	09/09/1947	Active	19	0	0	0	0.00%	18		7		3	R	M,SC	24+	\$25.00	
1558	HILLTOP LAKES	03/10/1967	Active	51	2	8	-6	-10.53%	55	15	0			N	P,SC	1	\$57.00	
Exc Award (06/30/2022, 06/30/2023)																		
1560	INDUSTRY WEST END	06/14/1971	Active	27	1	1	0	0.00%	27	37	1				P,M,VP,SC	24+	\$27.00	
48641	LA GRANGE BLUEBONNET	06/08/1988	Active	21	0	0	0	0.00%	21		8			N		3	\$21.00	
Exc Award (06/30/2019, 06/30/2020)																		
1565	LA GRANGE EVENING	11/03/1966	Active(1)	39	0	0	0	0.00%	39		1		None	P,T,M,VP,SC	24+			
Exc Award (06/30/2022)																		
1564	LA GRANGE NOON	08/28/1928	Active	100	4	6	-2	-1.96%	112	13	0				VP	2		
Exc Award (06/30/2020, 06/30/2023)																		
1566	LEXINGTON	12/17/1953	Active	48	3	10	-7	-12.73%	54	5	0				M,VP,SC	2	\$55.00	
Exc Award (06/30/2022, 06/30/2023, 06/30/2024)																		
1571	MADISONVILLE	03/18/1948	Active	17	1	0	1	6.25%	17		2		6		M,VP,SC	24+	\$25.00	
1576	NAVASOTA	10/04/1948	Active	22	4	3	1	4.76%	21	3	0			N		12		
47083	NAVASOTA NOON	03/30/1987	Active	32	1	0	1	3.23%	49		3			R	T	1		



Club Health Assessment for District 2 S5 through December 2024

			Status	Membership							Reports					Finance	LCIF
Club Number	Club Name	Charter Date		Current Member Count	YTD Members Added	YTD Members Dropped	YTD Net Growth	YTD Net Growth%	Member Count 12 Months Ago	Avg. length of service members	Months Since Last MMR ***	Yrs. Since Last Officer Report	President Rotation	Vice President Reported ****	Months Since Last Activity Report ***	Account Balance	Donations for current Fiscal Year
			Number of times on status quo within last two years	If below 15 members appears						If net loss is greater than 20% appears	If no report in 3 months appears	When more than one year appears in	Number of repeat terms	Notes the officers that do not have an active	If no report at 12 months red		
Exc Award (06/30/2018)																	
46535	NEW BADEN CAMP CREEK EVENING	09/22/1986	Active(1)	29	1	2	-1	-3.33%	36	30	1		2	R	VP,SC	24+	90+ Days
54329	NEW ULM	04/12/1993	Active	13	0	0	0	0.00%	12		10		None		P,T,M,VP,SC	24+	
1579	NIXON	09/09/1941	Active	13	0	2	-2	-13.33%	13	5	3			N	SC	22	
104953	PAIGE	03/12/2009	Active	46	0	0	0	0.00%	47		0			N	M,SC	6	
Exc Award (06/30/2021, 06/30/2022, 06/30/20)																	
130508	Round Top	03/24/2017	Active	15	0	0	0	0.00%	12		6		8	R	M,SC	9	\$15.00
Exc Award (06/30/2021)																	
1585	SCHULENBURG	11/15/1966	Active	30	1	4	-3	-9.09%	33	13	2		5		M,VP,SC	24+	
Exc Award (06/30/2022)																	
1586	SEALY	12/20/1968	Active(1)	13	1	0	1	8.33%	12		3		2	R	M,VP	9	
1587	SEGUIN NOON	02/27/1940	Active(1)	39	3	3	0	0.00%	36	18	2			N	SC	4	\$78.00
Exc Award (06/30/2024)																	
39119	SEGUIN SUNRISE	12/23/1980	Active	26	0	1	-1	-3.70%	28	2	2			N		1	\$527.00
Exc Award (06/30/2022, 06/30/2023)																	
49887	SEGUIN SUNSET	10/19/1989	Active	13	0	2	-2	-13.33%	15	4	1			N	SC	18	
Exc Award (06/30/2022, 06/30/2023)																	
1589	SHERIDAN	03/30/1964	Active	40	5	0	5	14.29%	33		2			IP	T,M,SC	0	
Exc Award (06/30/2017)																	
1590	SMITHVILLE	02/17/1927	Active	46	3	0	3	6.98%	47		1			N		1	
1591	SNOOK	03/20/1967	Active	27	1	0	1	3.85%	31		4			N	SC	12	
63111	WAELDER NEW MILLENNIUM	05/03/2000	Active	7	0	0	0	0.00%	9		4		4		M,VP,SC	0	\$1,025.00
Exc Award (06/30/2022)																	
110138	WASHINGTON COUNTY LADIES	01/19/2011	Active	51	0	0	0	0.00%	52		6			IP	SC	1	\$101.00
Exc Award (06/30/2018, 06/30/2024)																	
1596	WEIMAR	02/03/1948	Active	59	0	2	-2	-3.28%	60	16	0			N		2	\$61.00
51604	WEIMAR ENCORE	05/07/1991	Active	44	1	0	1	2.33%	40		0			N		0	\$543.00
Exc Award (06/30/2021, 06/30/2023, 06/30/20)																	



Club Health Assessment for District 2 S5 through December 2024

INTERNATIONAL

Club Number	Club Name	Charter Date	Status	Membership							Reports					Finance	LCIF
				Current Member Count	YTD Members Added	YTD Members Dropped	YTD Net Growth	YTD Net Growth%	Member Count 12 Months Ago	Avg. length of service for dropped members	Months Since Last MMR ***	Yrs. Since Last Officer Report	President Rotation	Vice President Reported ****	Months Since Last Activity Report ***	Account Balance	Donations for current Fiscal Year
			Number of times on status quo within last two years	If below 15 members appears				If net loss is greater than 20% appears			If no report in 3 months appears in	When more than one year appears in	Number of repeat terms	Notes the officers that do not have an active	If no report at 12 months appears in red		
48759	WELLBORN Exc Award (06/30/2023)	06/24/1988	Active	20	0	0	0	0.00%	20		7		2	R M,SC	12		

Clubs Cancelled Previous Fiscal Year – Clubs Cancelled within last 12 months may be reinstated

Club Number	Club Name	Charter Date	Current Status*	Cancellation Date
65401	AGGIELAND	05/21/2002	Cancelled(8*)	08/29/2023
108308	SOMERVILLE	05/12/2010	Cancelled(8*)	06/29/2024

Current Total Clubs Count	YTD New Clubs Count	YTD Cancelled Clubs Count	YTD Net Club Gain	Current Total Members Count	YTD Add	YTD Drop	YTD Net Growth	YTD Net Growth %	Member Count 12 Months Ago	Average Member Count Per Club	% of Clubs with less than 20 members	% No MMR in 3 Months	% No Officer Report in 12 Months	% of Clubs with balance 90+ days	Number of Clubs in Status Quo	% Status Quo Clubs in Financial Suspension	Number of Cancelled Clubs	Average Cancelled Club Age	Members Lost Due to Cancellation	% of Clubs Cancelled for Non-Financial Reasons
53	0	0	0	2,086	110	117	-7	-0.33%	2,150	39	25%	47%	0%	4%	0	0%	0	0	0	0%

* - P - Priority Club. Cancellation Reasons: 1-Objectives/conduct, 2-Non-active club, 5-Non-existing club, 6-Disbanding, 7-Merger, 8-Financial Suspension, 9-District/Multiple District Dues.

** - Abbreviation: P-President, S-Secretary, T-Treasurer, M-Member Chairperson, VP-First Vice President, MC-Communications Chairperson, SC-Service Chairperson

*** - Abbreviation: N/R - Never reported using the Lions Clubs website, N/A - Not applicable, No password registered for the Lions Clubs website.

**** - Abbreviation: N - New, IP - Immediate Past, R - Repeat.